



PRODUCT QUICK GUIDE

NON-CCTV PRODUCTS

ACCESS CONTROL, VIDEO INTERCOM, SECURITY ALARM
AND INTELLIGENT SECURITY INSPECTION

January-June 2022

HIKVISION®

CONTENTS

001

Video Intercom

- 002** IP Series
- 015** 2-wire Series
- 022** 4-wire Series
- 024** Kit
- 029** Accessories

035

Access Control

- 037** MinMoe Face Recognition Terminal
- 048** Fingerprint / Card Terminal
- 056** Access Controller
- 059** Reader
- 062** Card / Fingerprint / Face Enroller
- 064** Elevator Controller
- 065** Access Control Secure Module
- 074** Speed Gate and Turnstile
- 082** Management Software

085

Security Alarm

- 086** AX PRO Wireless intrusion Alarm
- 103** AX Hybrid PRO Wired Intrusion Alarm
- 114** Emergency Alarm
- 120** Security Radar

122

Intelligent Security Inspection

- 125** X-ray Inspection System
- 127** Walk-through Metal Detector
- 129** Intelligent Security Inspection Analyzer
- 131** Auxiliary Products

VIDEO INTERCOM

002 IP Series

015 2-wire Series

022 4-wire Series

024 Kit

029 Accessories



Video Intercom

IP Series

Real Security Really Convenient

This technologically advanced Visual Intercom System from Hikvision makes communication more personal, more pleasant, and more intuitive than ever before.

> Excellent Image Quality

- Fisheye camera, 2 MP, WDR, Night Vision

> Easy Controls & Multiple Applications

- Mobile control / Access control / Elevator control / Dual lock control
- Various verification methods: Face/fingerprint/Card/PIN
- Expansion-ready with various modules

> Elegant Utilitarian Design

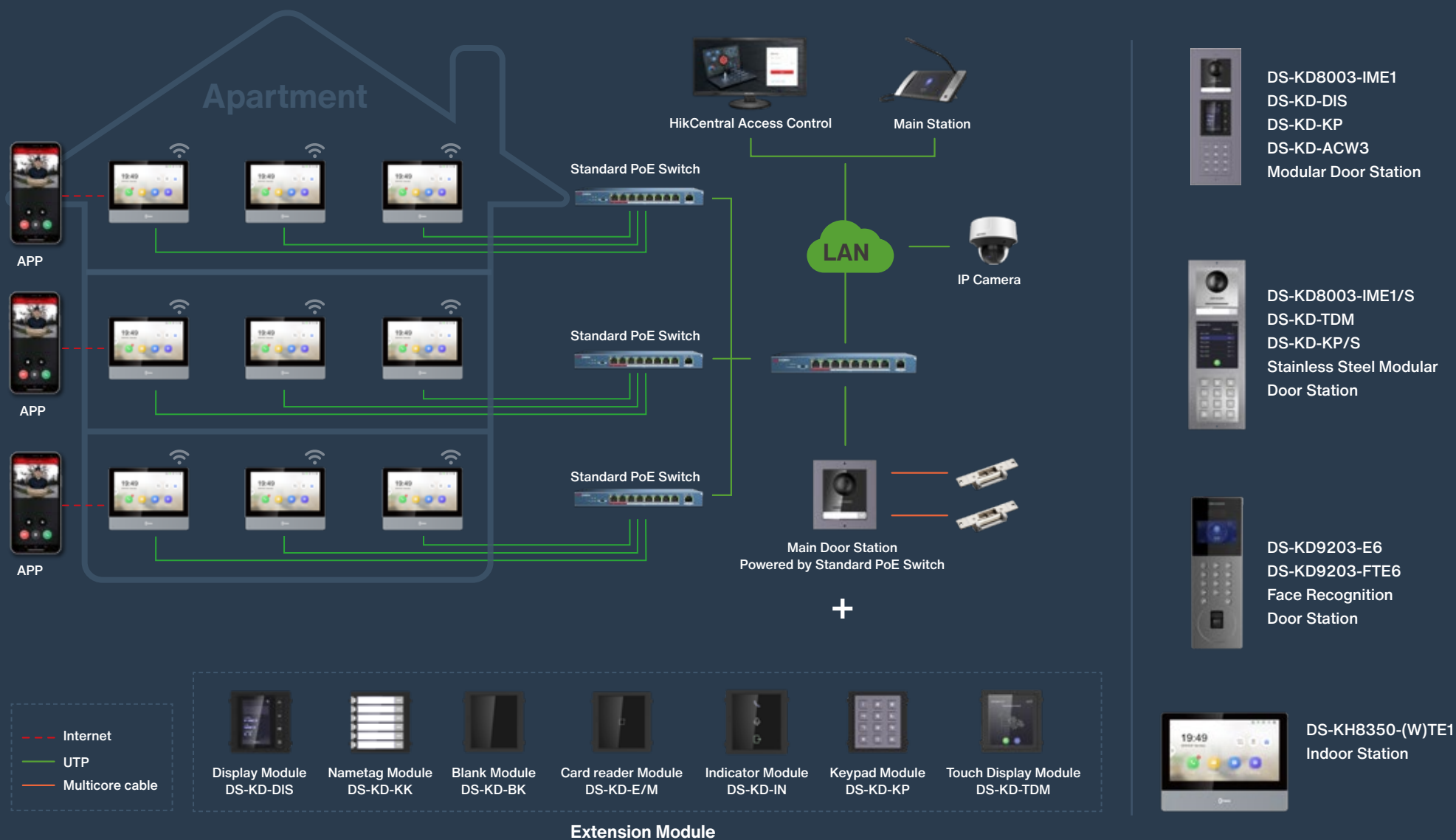
- Designed for accessibility
- Artistic industrial design

> CCTV Integration

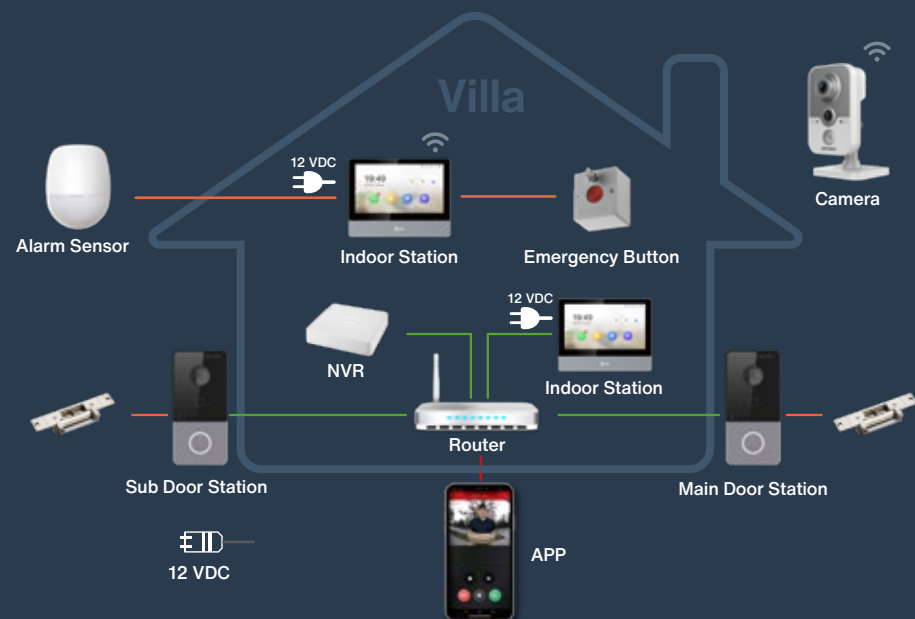
- All-in-one client management
- Video recording to DVRs / NVRs
- IP camera monitoring



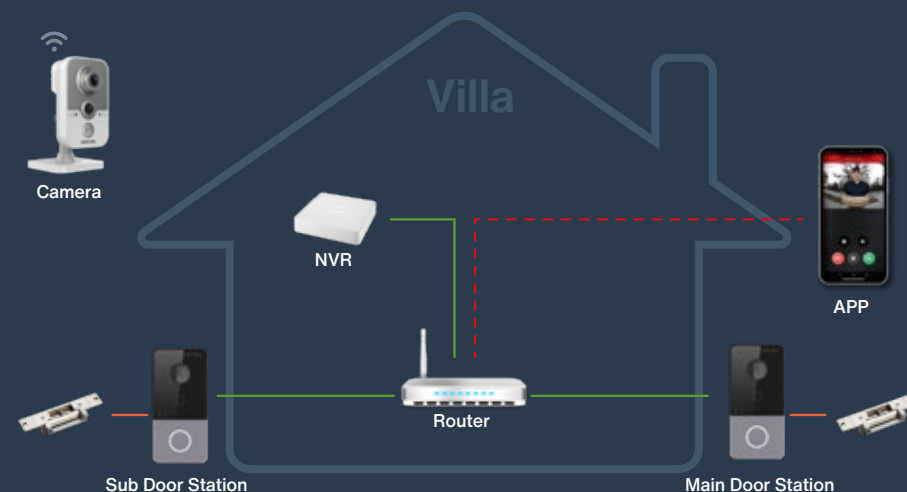
IP Series Video Intercom - Apartment Solution



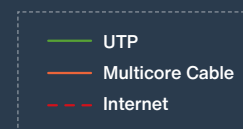
IP Series Video Intercom - Villa Solution



Typical mode



Doorbell mode



DS-KV6113(C) Series
DS-KV8113(C) Series
Door Station










DS-KH8350-(W)TE1
DS-KH6320-WTE1
Indoor Station










DS-KB8113-IME1
DS-KV6113-WPE1(C)
DS-KV8113-WME1(C)
Door Station

Indoor Station

Model	DS-KH8350-TE1	DS-KH8350-WTE1	DS-KH8520-WTE1	DS-KH6320-TE1
Image	 Indoor Station	 Indoor Station	 Indoor Station	 Indoor Station
Processor	High-Performance Embedded SOC Processor	High-Performance Embedded SOC Processor	High-Performance Embedded SOC Processor	High-Performance Embedded SOC Processor
Operation System	Embedded Linux Operation System	Embedded Linux Operation System	Embedded Linux Operation System	Embedded Linux Operation System
Display Screen	7-inch colorful IPS LCD	7-inch colorful IPS LCD	10.1-inch colorful TFT LCD	7-Inch Colorful TFT LCD
Display Resolution	1024 × 600	1024 × 600	1024 × 600	1024 × 600
Operation Method	Capacitive Touch screen, Physical Button	Capacitive Touch screen, Physical Button	Capacitive Touch screen	Capacitive Touch screen
Operation Interface	New UI V2.0: User Friendly Design	New UI V2.0: User Friendly Design	New UI V2.0: User Friendly Design	New UI V2.0: User Friendly Design
Audio Input	Built-in Omnidirectional Microphone	Built-in Omnidirectional Microphone	Built-in Omnidirectional Microphone	Built-in Omnidirectional Microphone
Audio Output	Built-in Loudspeaker	Built-in Loudspeaker	Built-in Loudspeaker	Built-in Loudspeaker
Audio Compression Standard	G.711 U, G.711 A	G.711 U, G.711 A	G.711 U, G.711 A	G.711 U, G.711 A
Audio Compression Rate	64 Kbps	64 Kbps	64 Kbps	64 Kbps
Audio Quality	Noise Suppression and Echo Cancellation	Noise Suppression and Echo Cancellation	Noise Suppression and Echo Cancellation	Noise Suppression and Echo Cancellation
Ethernet	10/100 Mbps Self-adaptive Network	10/100 Mbps Self-adaptive Network	10/100 Mbps Self-adaptive Network	10/100 Mbps Self-adaptive Network
Network Protocol	TCP/IP, SIP, RTSP	TCP/IP, SIP, RTSP	TCP/IP, SIP, RTSP	TCP/IP, SIP, RTSP
Alarm Input	8-ch Alarm Inputs	8-ch Alarm Inputs	8-ch Alarm Inputs	8-ch Alarm Inputs
Network Interface	1 RJ-45 10/100 Mbps Self-adaptive	1 RJ-45 10/100 Mbps Self-adaptive	1 RJ-45 10/100 Mbps Self-adaptive	1 RJ-45 10/100 Mbps Self-adaptive
RS-485	Supported	Supported	Supported	-
I/O Output	2	2	2	-
TF Card (Micro SD Card)	Max to 32G, SD 2.0 or Lower Version	Max to 32G, SD 2.0 or Lower Version	Max to 32G, SD 2.0 or Lower Version	Max to 32G, SD 2.0 or Lower Version
Power Supply	12 VDC / PoE(IEEE 802.3af)	12 VDC / PoE(IEEE 802.3af)	12 VDC / PoE(IEEE 802.3af)	12 VDC / PoE(IEEE 802.3af)
Power Consumption	≤ 7 W	≤ 7 W	≤ 6W	≤ 6 W
Working Temperature	-10°C to +55°C (14°F to 122°F)	-10°C to +55°C (14°F to 122°F)	-10°C to +55°C (14°F to 131°F)	-10°C to +55°C (14°F to 131°F)
Working Humidity	10% to 90%	10% to 90%	10% to 90%	10% to 90%
Dimensions (L × W × H)	180 mm × 140 mm × 22.4 mm (7.09" × 5.51" × 0.88")	180 mm × 140 mm × 22.4 mm (7.09" × 5.51" × 0.88")	254 mm × 166 mm × 14.7 mm (10.0" × 6.5" × 0.58")	200 mm × 140 mm × 15.1 mm (7.9" × 5.5" × 0.6")
Certification	FCC, CE, C-TICK, ROHS, REACH, WEEE, UL, CB, RCM	FCC, CE, C-TICK, ROHS, REACH, WEEE, UL, CB, RCM	FCC, CE, C-TICK, ROHS, REACH, WEEE, UL, CB, RCM	CE, C-TICK, ROHS, REACH, WEEE, CB, RCM, FCC, UL
Wi-Fi	-	Supported	Supported	-





Model	DS-KH6320-WTE1	DS-KH6350-WTE1	DS-KH6350-TE1
Image	 HOT Indoor Station	 Indoor Station	 Indoor Station
Processor	High-Performance Embedded SOC Processor	High-Performance Embedded SOC processor	High-Performance Embedded SOC processor
Operation System	Embedded Linux Operation System	Embedded Linux Operation System	Embedded Linux Operation System
Display Screen	7-Inch Colorful TFT LCD	7-Inch Colorful TFT LCD	7-Inch Colorful TFT LCD
Display Resolution	1024 × 600	1024 × 600	1024 × 600
Operation Method	Capacitive Touch screen	Capacitive touch screen	Capacitive touch screen
Operation Interface	New UI V2.0: User Friendly Design	New UI V2.0: User friendly design	New UI V2.0: User friendly design
Audio Input	Built-in Omnidirectional Microphone	Built-in Omnidirectional Microphone	Built-in Omnidirectional Microphone
Audio Output	Built-in Loudspeaker	Built-in Loudspeaker	Built-in Loudspeaker
Audio Compression Standard	G.711 U, G.711 A	G.711 U, G.711 A	G.711 U, G.711 A
Audio Compression Rate	64 Kbps	64 Kbps	64 Kbps
Audio Quality	Noise Suppression and Echo Cancellation	Noise Suppression and Echo Cancellation	Noise Suppression and Echo Cancellation
Ethernet	10/100 Mbps Self-adaptive Network	10/100 Mbps self-adaptive network	10/100 Mbps self-adaptive network
Network Protocol	TCP/IP, SIP, RTSP	TCP/IP, SIP, RTSP	TCP/IP, SIP, RTSP
Alarm Input	8-ch Alarm Inputs	8-ch alarm Inputs	8-ch alarm Inputs
Network Interface	1 RJ-45 10/100 Mbps Self-adaptive	1 RJ-45 10/100 Mbps self-adaptive	1 RJ-45 10/100 Mbps self-adaptive
RS-485	1	1	-
I/O Output	2	2	-
TF Card (Micro SD Card)	Max to 32G, SD 2.0 or Lower Version	Max to 32G, SD 2.0 or lower version	Max to 32G, SD 2.0 or lower version
Power Supply	12 VDC / PoE(IEEE 802.3af)	12V DC / PoE(IEEE 802.3af)	12V DC / PoE(IEEE 802.3af)
Power Consumption	≤ 6 W	≤ 6 W	≤ 6 W
Working Temperature	-10°C to +55°C (14°F to 131°F)	-10 °C to 55 °C (14 °F to 131 °F)	-10 °C to 55 °C (14 °F to 131 °F)
Working Humidity	10% to 90%	10% to 90%	10% to 90%
Dimensions (L × W × H)	200 mm × 140 mm × 15.1 mm (7.9" × 5.5" × 0.6")	200 mm × 140 mm × 15.1 mm (7.9" × 5.5" × 0.6")	200 mm × 140 mm × 15.1 mm (7.9" × 5.5" × 0.6")
Certification	CE, C-TICK, ROHS, REACH, WEEE, CB, RCM, FCC, UL	CE, C-TICK, ROHS, REACH, WEEE, CB, RCM, FCC, UL	CE, C-TICK, ROHS, REACH, WEEE, CB, RCM, FCC, UL
Wi-Fi	Supported	Supported	-

Model	DS-KH9310-WTE1(B)	DS-KH9510-WTE1(B)	DS-KH6320-LE1(B)	DS-KH6320-LE1(B)/White
Image	 Indoor Station	 Indoor Station	 Indoor Station	 Indoor Station
Processor	High-Performance Embedded SOC processor	High-Performance Embedded SOC processor	High-Performance Embedded SOC processor	High-Performance Embedded SOC processor
Operation System	Embedded Android operation system	Embedded Android operation system	Embedded RTOS operation system	Embedded RTOS operation system
Display Screen	7-Inch Colorful TFT LCD	10.1-Inch Colorful IPS	7-Inch Colorful TFT LCD	7-Inch Colorful TFT LCD
Display Resolution	1024 × 600	1024 × 600	1024 × 600	1024 × 600
Operation Method	Capacitive touch screen	Capacitive touch screen	Capacitive touch screen	Capacitive touch screen
Operation Interface	-	-	-	-
Audio Input	Built-in Omnidirectional Microphone	Built-in Omnidirectional Microphone	Built-in Omnidirectional Microphone	Built-in Omnidirectional Microphone
Audio Output	Built-in Loudspeaker	Built-in Loudspeaker	Built-in Loudspeaker	Built-in Loudspeaker
Audio Compression Standard	G.711 U, G.711 A	G.711 U, G.711 A	G.711 U, G.711 A	G.711 U, G.711 A
Audio Compression Rate	64 Kbps	64 Kbps	64 Kbps	64 Kbps
Audio Quality	Noise Suppression and Echo Cancellation	Noise Suppression and Echo Cancellation	Noise Suppression and Echo Cancellation	Noise Suppression and Echo Cancellation
Ethernet	10/100 Mbps self-adaptive network	10/100 Mbps self-adaptive network	10/100 Mbps self-adaptive network	10/100 Mbps self-adaptive network
Network Protocol	TCP/IP, SIP, RTSP	TCP/IP, SIP, RTSP	TCP/IP,RTSP	TCP/IP,RTSP
Alarm Input	8-ch alarm Inputs	8-ch alarm Inputs	8-ch alarm Inputs	8-ch alarm Inputs
Network Interface	1 RJ-45 10/100 Mbps Self-Adaptive	1 RJ-45 10/100 Mbps Self-Adaptive	1 RJ-45 10/100 Mbps Self-Adaptive	1 RJ-45 10/100 Mbps Self-Adaptive
RS-485	1	1	-	-
I/O Output	2	2	-	-
TF Card (Micro SD Card)	Max to 32 G, SD 2.0 or lower version	Max to 32 G, SD 2.0 or lower version	-	-
Power Supply	12V DC / PoE(IEEE 802.3af)	12V DC / PoE(IEEE 802.3af)	12V DC / PoE(IEEE 802.3af)	12V DC / PoE(IEEE 802.3af)
Power Consumption	≤ 8 W	≤ 8 W	≤ 8 W	≤ 8 W
Working Temperature	-10 °C to 50 °C (14 °F to 123 °F)	-10 °C to 50 °C (14 °F to 123 °F)	-10 °C to 50 °C (14 °F to 122 °F)	-10 °C to 50 °C (14 °F to 122 °F)
Working Humidity	10% to 91%	10% to 91%	10% to 90%	10% to 90%
Dimensions (L × W × H)	187 mm × 137 mm × 25.7 mm (7.36" × 5.39" × 1.02")	254 mm × 166 mm × 26.65 mm (10.0" × 6.54" × 1.06")	200 mm × 140 mm × 15.1 mm (7.87" × 5.51" × 0.59")	200 mm × 140 mm × 15.1 mm (7.87" × 5.51" × 0.59")
Certification	CE, C-TICK, ROHS, REACH, WEEE, CB, RCM, FCC, IC, UL, LOA	CE, C-TICK, ROHS, REACH, WEEE, CB, RCM, FCC, IC, UL, LOA	CE, C-TICK, ROHS, REACH, WEEE, CB, RCM	CE, C-TICK, ROHS, REACH, WEEE, CB, RCM
Wi-Fi	Supported	Supported	-	-






Model	DS-KD8103-E6	DS-KD8023-E6	DS-KD3003-E6
Image	 Door Station	 Door Station	 Door Station
Processor	Embedded processor	Embedded processor	Embedded processor
Operation System	Embedded Linux Operation System	Embedded Linux Operation System	Embedded Linux Operation System
Camera	2 MP HD camera	2 MP HD camera	2 MP HD camera
Video Compression Standard	H.264	H.264	H.264
Resolution	Main stream: 1920 × 1080p ,720p Sub stream: 640 × 480	Main stream: 1920 × 1080p ,720p Sub stream: 640 × 480	Main stream: 1920 × 1080p ,720p Sub stream: 640 × 480
Video Frame Rate	PAL 25 FPS NTSC 30 FPS	PAL 25 FPS NTSC 30 FPS	PAL 25 FPS NTSC 30 FPS
Display Screen	3.5-Inch Colorful LCD	3.5-Inch Colorful LCD	3.5-Inch Colorful LCD
Display Resolution	480 × 320	480 × 320	480 × 320
Operation Method	Display screen, touch buttons	Display screen, touch buttons	Display screen, touch buttons
Operation Interface	-	-	-
Audio Input	Built-in Omnidirectional Microphone	Built-in Omnidirectional Microphone	Built-in Omnidirectional Microphone
Audio Output	Built-in Loudspeaker	Built-in Loudspeaker	Built-in Loudspeaker
Audio Compression Standard	G.711 U,G.711 A	G.711 U,G.711 A	G.711 U,G.711 A
Audio Compression Rate	64Kbps	64Kbps	64Kbps
Audio Quality	Noise Suppression and Echo Cancellation	Noise Suppression and Echo Cancellation	Noise Suppression and Echo Cancellation
User capacity	10000	10000	10000
Card capacity	50000	50000	50000
Face capacity	-	-	-
Fingerprint capacity	-	-	-
Ethernet	10/100/1000 Mbps Self-Adaptive Ethernet	10/100/1000 Mbps Self-Adaptive Ethernet	10/100/1000 Mbps Self-Adaptive Ethernet
Network Protocol	TCP/IP, RTSP	TCP/IP, RTSP	TCP/IP, RTSP
Alarm Input	8	8	8
Network Interface	1 RJ-45 10/100/1000 Mbps Self-Adaptive Ethernet Interface	1 RJ-45 10/100/1000 Mbps Self-Adaptive Ethernet Interface	1 RJ-45 10/100/1000 Mbps Self-Adaptive Ethernet Interface
RS-485	1	1	1
Alarm Output	2	2	2
Wiegand	1	1	1
USB	-	-	-
Material	-	-	-
Power Supply	12 VDC	12 VDC	12 VDC
Power Consumption	≤10 W	≤10 W	≤10 W
Working Temperature	-40 ° C to +55 ° C [-40 ° F to +135 ° F]	-40 ° C to +55 ° C [-40 ° F to +135 ° F]	-40 ° C to +55 ° C [-40 ° F to +135 ° F]
Working Humidity	10% to 95%	10% to 95%	10% to 95%
IP Protection Level	IP65	IP65	IP65
Dimensions(L × W × H)	418 mm × 145 mm × 61 mm [16.46" × 5.71" × 2.40"]	418 mm × 145 mm × 59.7 mm [16.46" × 5.71" × 2.35"]	357.3 mm × 124.3 mm × 55.3 mm [14.07" × 4.89" × 2.18"]
Certification	CE,CB,FCC,UL,RCM,IC,LOA,RoHS,Reach,WEEE	CE,CB,FCC,UL,RCM,IC,LOA,RoHS,Reach,WEEE	CE,CB,FCC,UL,RCM,IC,LOA,RoHS,Reach,WEEE







Model	DS-KD9203-E6	DS-KD9203-FE6	DS-KD9203-TE6	DS-KD9203-FTE6
Image	  	 	 	 
Processor	Embedded processor	Embedded processor	Embedded processor	Embedded processor
Operation System	Embedded Linux Operation System	Embedded Linux Operation System	Embedded Linux Operation System	Embedded Linux Operation System
Camera	2 × 2 MP HD camera	2 × 2 MP HD camera	2 × 2 MP HD camera	2 × 2 MP HD camera
Video Compression Standard	H.264	H.264	H.264	H.264
Resolution	Main stream:1080p@30fps,720p@30fps Sub stream: VGA@25 fps, VGA@30fps	Main stream:1080p@30fps,720p@30fps Sub stream: VGA@25 fps, VGA@30fps	Main stream:1080p@30fps,720p@30fps Sub stream: VGA@25 fps, VGA@30fps	Main stream:1080p@30fps,720p@30fps Sub stream: VGA@25 fps, VGA@30fps
Video Frame Rate	PAL 25 FPS NTSC 30 FPS	PAL 25 FPS NTSC 30 FPS	PAL 25 FPS NTSC 30 FPS	PAL 25 FPS NTSC 30 FPS
Display Screen	4.3-Inch Colorful LCD	4.3-Inch Colorful LCD	4.3-Inch Colorful LCD	4.3-Inch Colorful LCD
Display Resolution	800 x 480	800 x 480	800 x 480	800 x 480
Operation Method	Display screen, physical buttons	Display screen, physical buttons	Display screen, physical buttons	Display screen, physical buttons
Operation Interface	-	-	-	-
Audio Input	Built-in Omnidirectional Microphone	Built-in Omnidirectional Microphone	Built-in Omnidirectional Microphone	Built-in Omnidirectional Microphone
Audio Output	Built-in Loudspeaker	Built-in Loudspeaker	Built-in Loudspeaker	Built-in Loudspeaker
Audio Compression Standard	G.711 U,G.711 A	G.711 U,G.711 A	G.711 U,G.711 A	G.711 U,G.711 A
Audio Compression Rate	64 Kbps	64 Kbps	64 Kbps	64 Kbps
Audio Quality	Noise Suppression and Echo Cancellation	Noise Suppression and Echo Cancellation	Noise Suppression and Echo Cancellation	Noise Suppression and Echo Cancellation
User capacity	10000	10000	20000	20000
Card capacity	25000	25000	100000	100000
Face capacity	5000	5000	20000	20000
Fingerprint capacity	-	5000	-	5000
Ethernet	10/100/1000 Mbps Self-Adaptive Ethernet	10/100/1000 Mbps Self-Adaptive Ethernet	10/100/1000 Mbps Self-Adaptive Ethernet	10/100/1000 Mbps Self-Adaptive Ethernet
Network Protocol	TCP/IP, RSTP	TCP/IP, RSTP	TCP/IP, RSTP	TCP/IP, RSTP
Alarm Input	4	4	4	4
Network Interface	1 RJ-45 10/100/1000 Mbps Self-Adaptive Ethernet Interface	1 RJ-45 10/100/1000 Mbps Self-Adaptive Ethernet Interface	1 RJ-45 10/100/1000 Mbps Self-Adaptive Ethernet Interface	1 RJ-45 10/100/1000 Mbps Self-Adaptive Ethernet Interface
RS-485	2	2	2	2
Alarm Output	-	-	-	-
Wiegand	-	-	-	-
USB	-	-	-	-
Material	-	-	-	-
Power Supply	12 VDC, 1.5A	12 VDC, 1.5A	12 VDC, 1.5A	12 VDC, 1.5A
Power Consumption	≤13 W	≤13 W	≤13 W	≤13 W
Working Temperature	-30 ° C to +60 ° C [-22 ° F to +140 ° F]	-30 ° C to +60 ° C [-22 ° F to +140 ° F]	-30 ° C to +60 ° C [-22 ° F to +140 ° F]	-30 ° C to +60 ° C [-22 ° F to +140 ° F]
Working Humidity	10% to 90%	10% to 90%	10% to 90%	10% to 90%
IP Protection Level	IP65	IP65	IP65	IP65
Dimensions(L × W × H	373 mm × 124 mm × 43.7 mm [14.69" × 4.88" × 1.72"]	373 mm × 124 mm × 43.7 mm [14.69" × 4.88" × 1.72"]	373 mm × 124 mm × 43.7 mm [14.69" × 4.88" × 1.72"]	373 mm × 124 mm × 43.7 mm [14.69" × 4.88" × 1.72"]
Certification	FCC,IC,CE,C-TICK,ROHS,REACH,WEEE	FCC,IC,CE,C-TICK,ROHS,REACH,WEEE	FCC,IC,CE,C-TICK,ROHS,REACH,WEEE	FCC,IC,CE,C-TICK,ROHS,REACH,WEEE

Modular Door Station


Model	DS-KD8003-IME1	DS-KD-TDM	DS-KD-IN	DS-KD-DIS
Image	 <p>Module Door Station-Main Unit</p>	 <p>Module Door Station-Touch & Display Module</p>	 <p>Module Door Station-Indicator Module</p>	 <p>Modular Door Station-Display Module</p>
Processor	Embedded MCU Processor	Embedded MCU Processor	Embedded MCU Processor	Embedded MCU Processor
Operation System	Embedded Linux Operation System		-	-
Camera	Low Illumination 2 MP HD IR Camera	-	-	-
Video Compression Standard	H.264	-	-	-
Resolution	Main Stream: 1920 × 1080 Sub Stream: 720 × 480	Touch Screen: 4-inch, 480 × 480	-	3.5-inch Screen (320x480)
Operation Method	Physical Button	IPS touch screen with IK8 rating	-	Physical Button
Audio Input	Built-in Omnidirectional Microphone	-	-	-
Audio Output	Built-in Loudspeaker(More than 85 dB within 20 cm)	Buzzer	-	-
Audio Compression Standard	G.711 U, G.711 A	-	-	-
Audio Compression Rate	64 Kbps	-	-	-
Audio Quality	Noise Suppression and Echo Cancellation	-	-	-
Internal Card Reader	-	Built-in IC Card Reader	-	-
Light Supplement Mode	IR Supplement	-	-	-
Ethernet	10/100 Mbps Self-Adaptive Ethernet	-	-	-
Network Protocol	TCP/IP, RTSP	-	-	-
Network Interface	1 RJ-45 10/100 Mbps Self-Adaptive Ethernet Interface	-	-	-
I/O Input	4	-	-	-
Power Supply	12 VDC/PoE (IEEE 802.3af)	12 VDC(Powered by the other module)	12 VDC(Powered by the other module)	12 VDC(Powered by the other module)
Power Consumption	≤10 W	≤10 W	≤2 W	≤2 W
Working Temperature	-40° C to +60° C (-40° F to 140° F)	-20° C to +60° C (-4° F to 140° F)	-40° C to +60° C (-40° F to 140° F)	-40° C to +60° C (-40° F to 140° F)
Working Humidity	10% to 95%	10% to 95%	10% to 95%	10% to 95%
IP Protection Level	IP65	IP65, IK8	IP65	IP65
Dimensions(L × W × H)	98 mm × 99.8 mm × 43.9 mm [3.86" × 3.93" × 1.73"]	100 mm × 100 mm × 35 mm [3.94" × 3.94" × 1.38"]	98.21 mm × 100.21 mm × 33.7 mm [3.87" × 3.95" × 1.33"]	98.21 mm × 100.21 mm × 33.7 mm [3.87" × 3.95" × 1.33"]
Certification	CE, C-TICK, ROHS, REACH, WEEE, CB, RCM, FCC, UL, IC	CE, C-TICK, ROHS, REACH, WEEE, CB, RCM, FCC, UL, IC	CE, C-TICK, ROHS, REACH, WEEE, CB, RCM	CE, C-TICK, ROHS, REACH, WEEE, CB, RCM, FCC, UL, IC

Model	DS-KD-INFO	DS-KD-KK	DS-KD-KP	DS-KD-M/E	DS-KD-BK
Image	 Modular Door Station -Info Module	 Module Door Station -Nametag Module	 Module Door Station -Keypad Module	 Module Door Station -Card Reader Module	 Module Door Station -Blank Module
Processor	Embedded MCU Processor	Embedded MCU Processor	Embedded MCU Processor	Embedded MCU Processor	-
Operation Method	-	Physical Button with 4 button covers included	Physical Keypad	-	-
Internal Card Reader	-	-	-	Built-in Card Reader	-
Power Supply	12 VDC(Powered by the other module)	12 VDC(Powered by the other module)	12 VDC(Powered by the other module)	12 VDC(Powered by the other module)	-
Power Consumption	≤2 W	≤2 W	≤2 W	≤2 W	-
Working Temperature	-40° C to +60° C [-40° F to 140° F]	-40° C to +60° C [-40° F to 140° F]	-40° C to +60° C [-40° F to 140° F]	-40° C to +60° C [-40° F to 140° F]	-
Working Humidity	10% to 95%	10% to 95%	10% to 95%	10% to 95%	-
IP Protection Level	IP65	IP65	IP65	IP65	-
Dimensions(L × W × H)	98.21 mm × 100.21 mm × 33.7 mm [3.87" × 3.95" × 1.33"]	98.21 mm × 100.21 mm × 33.7 mm [3.87" × 3.95" × 1.33"]	98.21 mm × 100.21 mm × 33.7 mm [3.87" × 3.95" × 1.33"]	98.21 mm × 100.21 mm × 33.7 mm [3.87" × 3.95" × 1.33"]	-
Certification	CE, C-TICK, ROHS, REACH, WEEE, CB, RCM	CE, C-TICK, ROHS, REACH, WEEE, CB, RCM, FCC, UL, IC	CE, C-TICK, ROHS, REACH, WEEE, CB, RCM, FCC, UL, IC	CE, C-TICK, ROHS, REACH, WEEE, CB, RCM, FCC, UL	CE, C-TICK, ROHS, REACH, WEEE, CB, RCM, FCC, UL, IC


Model	DS-KD8003-IME1/Flush	DS-KD8003-IME1/Surface	DS-KD8003-IME1/S	DS-KD8003-IME1/NS	DS-KD-KK/S	DS-KD-KP/S
Image	 Module Door Station-Main Unit	 Module Door Station-Main Unit	 Modular Door Station-Main Unit	 Modular Door Station-Main Unit	 Extension Module-Nametag Module	 Extension Module-Keypad Module
Processor	High performance embedded SOC processor	High performance embedded SOC processor	High performance embedded SOC processor	High performance embedded SOC processor	Embedded MUC processor	Embedded MUC processor
Operation System	Embedded Linux Operation System	Embedded Linux Operation System	Embedded Linux Operation System	Embedded Linux Operation System	-	-
Camera	2 MP HD camera	2 MP HD camera	2 MP HD camera	2 MP HD camera	-	-
Video Compression Standard	H.264	H.264	H.264	H.264	-	-
Supplement light	IR supplement	IR supplement	IR supplement	IR supplement	-	-
Resolution	Main Stream: 1920 x 1080 Sub Stream: 720 x 480	Main Stream: 1920 x 1080 Sub Stream: 720 x 480	Main Stream: 1920 x 1080 Sub Stream: 720 x 480	Main Stream: 1920 x 1080 Sub Stream: 720 x 480	-	-
Operation Method	-	-	-	-	Physical Button with 6 button covers included	Physical Keypad
Audio Input	Built-in Omnidirectional Microphone	Built-in Omnidirectional Microphone	Built-in Omnidirectional Microphone	Built-in Omnidirectional Microphone	-	-
Audio Output	Built-in Loudspeaker(More than 85dB within 20 cm)	Built-in Loudspeaker(More than 85dB within 20 cm)	Built-in Loudspeaker(More than 85dB within 20 cm)	Built-in Loudspeaker(More than 85dB within 20 cm)	-	-
Audio Compression Standard	G.711 U, G.711 A	G.711 U, G.711 A	G.711 U, G.711 A	G.711 U, G.711 A	-	-
Audio Compression Rate	64 Kbps	64 Kbps	64 Kbps	64 Kbps	-	-
Audio Quality	Noise Suppression and Echo Cancellation	Noise Suppression and Echo Cancellation	Noise Suppression and Echo Cancellation	Noise Suppression and Echo Cancellation	-	-
User capacity	2000	2000	2000	2000	-	-
Ethernet	10/100 Mbps self-adaptive Ethernet	10/100 Mbps self-adaptive Ethernet	10/100 Mbps self-adaptive Ethernet	10/100 Mbps self-adaptive Ethernet	-	-
Network Protocol	TCP/IP, RSTP	TCP/IP, RSTP	TCP/IP, RSTP	TCP/IP, RSTP	-	-
Network Interface	1 RJ-45 10/100 Mbps Self-Adaptive Ethernet Interface	1 RJ-45 10/100 Mbps Self-Adaptive Ethernet Interface	1 RJ-45 10/100 Mbps Self-Adaptive Ethernet Interface	1 RJ-45 10/100 Mbps Self-Adaptive Ethernet Interface	-	-
Alarm input	4	4	4	4	-	-
Lock control	2	2	2	2	-	-
Power Supply	12 VDC/PoE (IEEE 802.3af)	12 VDC/PoE (IEEE 802.3af)	12 VDC/PoE (IEEE 802.3af)	12 VDC/PoE (IEEE 802.3af)	12 VDC (Powered by the other module)	12 VDC (Powered by the other module)
Power Consumption	≤10 W	≤10 W	≤10 W	≤10 W	≤2 W	≤2 W
Working Temperature	-40 °C to +60 °C (-40 °F to +140 °F)	-40 °C to +60 °C (-40 °F to +140 °F)	-40 °C to +60 °C (-40 °F to +140 °F)	-40 °C to +60 °C (-40 °F to +140 °F)	-40 °C to +55 °C (-40 °F to 131 °F)	-40 °C to +55 °C (-40 °F to 131 °F)
Working Humidity	10% to 90%	10% to 90%	10% to 90%	10% to 90%	10% to 95%	10% to 95%
IP Protection Level	IP65	IP65	IP65	IP65	IP65, IK07	IP65, IK07
Dimensions(L × W × H)	98 mm × 99.8 mm × 43.9 mm (3.86" × 3.93" × 1.73")	98 mm × 99.8 mm × 43.9 mm (3.86" × 3.93" × 1.73")	98 mm × 99.8 mm × 43.9 mm (3.86" × 3.93" × 1.73")	98 mm × 99.8 mm × 43.9 mm (3.86" × 3.93" × 1.73")	98.5 mm × 100 mm × 34.2 mm (3.87" × 3.95" × 1.33")	98.2 mm × 100.2 mm × 33.7 mm (3.87" × 3.95" × 1.33")
Certification	CE, C-TICK, ROHS, REACH, WEEE, CB, RCM, FCC, UL, IC	CE, C-TICK, ROHS, REACH, WEEE, CB, RCM, FCC, UL, IC	CE, C-TICK, ROHS, REACH, WEEE, CB, RCM, FCC, UL, IC	CE, C-TICK, ROHS, REACH, WEEE, CB, RCM, FCC, UL, IC	CE, C-TICK, ROHS, REACH, WEEE, CB, RCM, FCC, UL, IC	CE, C-TICK, ROHS, REACH, WEEE, CB, RCM, FCC, UL, IC

Model	DS-KV6113-PE1(C)	DS-KV6113-WPE1(C)	DS-KV6103-PE1(C)	DS-KV8113-WME1(C)	DS-KV8213-WME1(C)	DS-KV8413-WME1(C)
Image	 Villa Door Station	 Villa Door Station	 Villa Door Station	 Villa Door Station	 Villa Door Station	 Villa Door Station
Processor	High-Performance Embedded SOC Processor	High-Performance Embedded SOC Processor	High-Performance Embedded SOC Processor	High-Performance Embedded SOC Processor	High-Performance Embedded SOC Processor	High-Performance Embedded SOC Processor
Operation system	Embedded Linux Operation System	Embedded Linux Operation System	Embedded Linux Operation System	Embedded Linux Operation System	Embedded Linux Operation System	Embedded Linux Operation System
Camera	2 MP HD camera	2 MP HD camera	2 MP HD camera	2 MP HD camera	2 MP HD camera	2 MP HD camera
Video compression standard	H.264	H.264	H.264	H.264	H.264	H.264
Resolution	Main Stream: 1920 x 1080 Sub Stream: 704 x 576	Main Stream: 1920 x 1080 Sub Stream: 704 x 576	Main Stream: 1920 x 1080 Sub Stream: 704 x 576	Main Stream: 1920 x 1080 Sub Stream: 720 x 480	Main Stream: 1920 x 1080 Sub Stream: 720 x 480	Main Stream: 1920 x 1080 Sub Stream: 720 x 480
Video frame rate	25 fps	25 fps	25 fps	25 fps	25 fps	25 fps
Audio input	Built-in Omnidirectional Microphone	Built-in Omnidirectional Microphone	Built-in Omnidirectional Microphone	Built-in Omnidirectional Microphone	Built-in Omnidirectional Microphone	Built-in Omnidirectional Microphone
Audio output	Built-in Loudspeaker	Built-in Loudspeaker	Built-in Loudspeaker	Built-in Loudspeaker	Built-in Loudspeaker	Built-in Loudspeaker
Audio compression standard	G.711 U	G.711 U	G.711 U	G.711 U	G.711 U	G.711 U
Audio compression rate	64 Kbps	64 Kbps	64 Kbps	64 Kbps	64 Kbps	64 Kbps
Audio quality	Noise Suppression and Echo Cancellation	Noise Suppression and Echo Cancellation	Noise Suppression and Echo Cancellation	Noise Suppression and Echo Cancellation	Noise Suppression and Echo Cancellation	Noise Suppression and Echo Cancellation
Internal card reader	Built-in IC Card Reader	Built-in IC Card Reader	-	Built-in IC Card Reader	Built-in IC Card Reader	Built-in IC Card Reader
Door magnetic detection	Detects Door Magnetic Status	Detects Door Magnetic Status	Detects Door Magnetic Status	Detects Door Magnetic Status	Detects Door Magnetic Status	Detects Door Magnetic Status
Light supplement mode	IR Supplement	IR Supplement	IR Supplement	IR Supplement	IR Supplement	IR Supplement
Ethernet	10/100 Mbps Self-Adaptive Ethernet	10/100 Mbps Self-Adaptive Ethernet	10/100 Mbps Self-Adaptive Ethernet	10/100 Mbps Self-Adaptive Ethernet	10/100 Mbps Self-Adaptive Ethernet	10/100 Mbps Self-Adaptive Ethernet
Wi-Fi	-	Supported	-	Supported	Supported	Supported
Network protocol	TCP/IP, RTSP	TCP/IP, RTSP	TCP/IP, RTSP	TCP/IP, RTSP	TCP/IP, RTSP	TCP/IP, RTSP
Alarm input	Door Magnetic Alarm, Tampering Alarm	Door Magnetic Alarm, Tampering Alarm	Door Magnetic Alarm, Tampering Alarm	Door Magnetic Alarm, Tampering Alarm	Door Magnetic Alarm, Tampering Alarm	Door Magnetic Alarm, Tampering Alarm
Network interface	1 RJ-45 10/100 Mbps Self-Adaptive Ethernet Interface	1 RJ-45 10/100 Mbps Self-Adaptive Ethernet Interface	1 RJ-45 10/100 Mbps Self-Adaptive Ethernet Interface	1 RJ-45 10/100 Mbps Self-Adaptive Ethernet Interface	1 RJ-45 10/100 Mbps Self-Adaptive Ethernet Interface	1 RJ-45 10/100 Mbps Self-Adaptive Ethernet Interface
RS-485	1 RS-485 Half-Duplex Port	1 RS-485 Half-Duplex Port	-	1 RS-485 Half-Duplex Port	1 RS-485 Half-Duplex Port	1 RS-485 Half-Duplex Port
I/O input	4	4	4	4	4	4
I/O output	1	1	1	1	1	1
Power supply	IEEE802.3af, standard PoE 12 VDC	IEEE802.3af, standard PoE 12 VDC	IEEE802.3af, standard PoE 12 VDC	IEEE802.3af, standard PoE 12 VDC	IEEE802.3af, standard PoE 12 VDC	IEEE802.3af, standard PoE 12 VDC
Power consumption	<10 W	<10 W	<10 W	<10 W	<10 W	<10 W
Working temperature	-40° C to +55° C (-40° F to 131° F)	-40° C to +55° C (-40° F to 131° F)	-40° C to +55° C (-40° F to 131° F)	-40° C to +55° C (-40° F to 131° F)	-40° C to +55° C (-40° F to 131° F)	-40° C to +55° C (-40° F to 131° F)
Working humidity	10% to 95%	10% to 95%	10% to 95%	10% to 95%	10% to 95%	10% to 95%
IP protection level	IP65	IP65	IP65	IP65, IK08	IP65, IK08	IP65, IK08
Dimensions(L × W × H)	138 mm × 65 mm × 27 mm	138 mm × 65 mm × 27 mm	138 mm × 65 mm × 27 mm	174 mm × 91 mm × 29 mm	174 mm × 91 mm × 29 mm	174 mm × 91 mm × 29 mm
Certification	FCC,IC,CE,C-TICK, ROHS,REACH,WEEE,UL,RCM,CB	FCC,IC,CE,C-TICK, ROHS,REACH,WEEE,UL,RCM,CB	FCC,IC,CE,C-TICK, ROHS,REACH,WEEE,UL,RCM,CB	FCC,IC,CE,C-TICK, ROHS,REACH,WEEE,UL,RCM,CB	FCC,IC,CE,C-TICK,ROHS,REACH,WEEE,UL,RCM,CB	FCC,IC,CE,C-TICK,ROHS,REACH,WEEE,UL,RCM,CB

Vandal-resistant Door Station

Model	DS-KB8113-IME1
Image	 <p>Hot</p> <p>Vandal-Resistant Door Station</p>
Processor	High-Performance Embedded SOC Processor
Operation System	Embedded Linux Operation System
Camera	2 MP HD camera
Video Compression Standard	H.264
Resolution	Main stream: 1920 × 1080p, 720p Sub stream: 704 × 576
Video Frame Rate	PAL: 25 fps, NTSC: 30 fps
Audio Input	Built-in Omnidirectional Microphone
Audio Output	Built-in Loudspeaker
Audio Compression Standard	G.711 U, G.711 A
Audio Compression Rate	64 Kbps
Audio Quality	Noise Suppression and Echo Cancellation
Internal Card Reader	-
Door Magnetic Detection	Detects Door Magnetic Status
Light Supplement Mode	IR Supplement
Ethernet	10/100 Mbps Self-Adaptive Ethernet
Network Protocol	TCP/IP, RTSP
Alarm Input	1
Network Interface	-
RS-485	-
I/O Input	1
I/O Output	1
Power Supply	IEEE802.3af, standard PoE 12 VDC
Power Consumption	<10 W
Working Temperature	-30° C to +50° C (-22° F to 122° F)
Working Humidity	10% to 90%
IP/IK Protection Level	IP66 / IK9
Dimensions (L×W×H)	161.85 mm × 24.13 mm × 53.2 mm(6.37" × 1.02" × 2.09")
Certification	CE,FCC,IC,CB,RCM,LOA,RoHS,Reach,WEEE

Main Station

Model	DS-KM9503
Image	 <p>Hot</p> <p>Main Station</p>
Processor	High-Performance Embedded SOC Processor
Operation System	Android 7.1
Camera	2 MP HD camera
Video Compression Standard	H.264
Resolution	1280 × 800
Video Frame Rate	-
Display Screen	10.1-Inch IPS
Display Resolution	1024 × 600
Operation Method	Capacitive Touch screen
Audio Output	Built-in omnidirectional microphone, external speaker, external goose neck microphone, external earphone (3.5 mm)
Audio Output	Built-in loudspeaker, external speaker, external voice box or earphone (3.5 mm)
Audio Compression Standard	G.711U、G.711A
Audio Compression Rate	64 Kbps
Audio Quality	Noise Suppression and Echo Cancellation
Ethernet	2 10/100/1000 Mbps Self-Adaptive Ethernet
Network Protocol	TCP/IP, SIP, RTSP
Network Interface	2 RJ-45 10/100/1000 Mbps Self-Adaptive Ethernet Interface
RS-485	1
I/O Input	2
I/O Output	-
USB	3
Material	-
Power Supply	Standard PoE (LAN1) 12 VDC
Power Consumption	≤ 12 W
Working Temperature	-10 °C to 50 °C(14 °F to 122 °F)
Working Humidity	10% to 90%
Dimensions(L × W × H)	292 mm × 166 mm × 31 mm (11.5" × 6.5" × 1.2")
Certification	CE,FCC,IC,CB,RCM,LOA,RoHS,Reach,WEEE

Video Intercom

2-wire Series

Real Security Really Convenient

Hikvision 2-wire Video Intercom system includes both indoor and outdoor video intercom stations that only need two wires for power, audio, video and control signal transmission, and now we have also released the products that needn't be powered by any distributor, which makes the entire system more simplifying. The 2-wire technology gives you a great advantage when you're upgrading an old intercom system. With fewer wires required, you can simply reuse the existing wirings. Installation becomes easy, fast, and cost-effective. These advanced features come together to bring vivid video images and clear audio transmissions.

> Excellent Image Quality

- Fisheye camera, 2 MP, WDR, Night Vision

> Easy Controls & Multiple Applications

- Mobile control / Access control / Dual lock control
- Message / Do not disturb / Custom ringtone

> Easy Installation

- Can work with existing wiring
- Long-distance transmission

> User Friendly Design

- Touch screen, call-log status, image capture
- Expansion-ready with various modules

> CCTV Integration

- All-in-one client management
- Video recording to DVRs / NVRs
- IP camera monitoring



2-wire IP Series Video Intercom - Villa Solution

Easy Deployment & High cost-effective

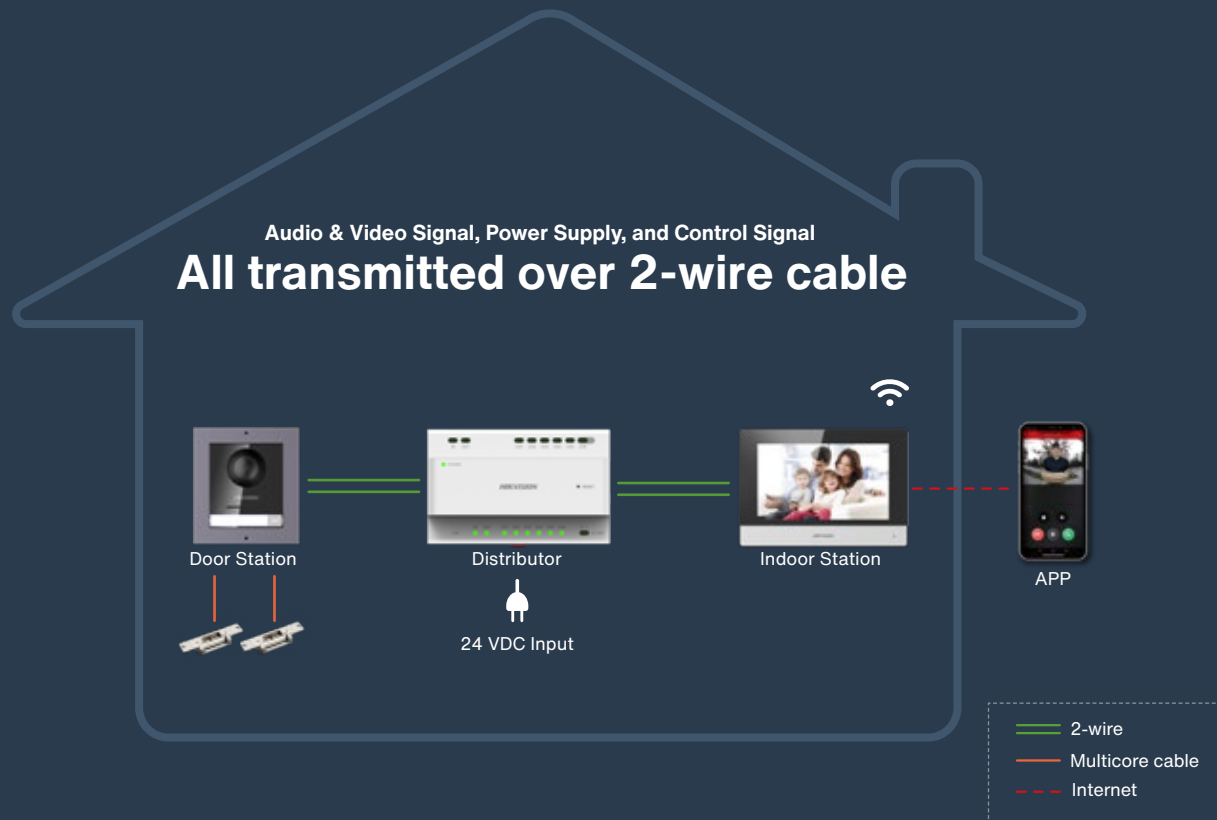
- 2-wire deployment
- No software configuration is required

Easy to use

- 7 inch touch screen
- Hik-connect App
- plug & play

Advanced features

- 2 MP resolution, IP65



DS-KIS702(B)

- DS-KD8003-IME2/Surface x 1
- DS-KH6320-WTE2(B) x 1
- DS-KAD704 x 1



DS-KIS703-P

- DS-KV8103-IMPE2 x1
- DS-KH6320-WTPE2 x1
- DS-KAB8103-IMEX x1



DS-KIS101-P

- DS-KV1101-ME2 x1
- DS-KH1200 x1
- Power supply unit x 1
- Rain Shield x 1

2-wire IP Series Video Intercom- Apartment Solution

Various Application

- One door station supports calling multiple indoor stations
- One indoor station supports receiving calls from multiple door stations
- Indoor stations and extensions support calling each other

Easy management

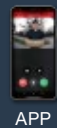
- Software batch configuration
- Call management center function
- Call schedule configuration
- Leave message function



APP



APP



APP





Main Unit
DS-KD8003-IME2



Keypad Module
DS-KD-KP



Blank Module
DS-KD-BK



Information Module
DS-KD-INFO



Card reader Module
DS-KD-E/M



Nametag Module
DS-KD-KK



Display Module
DS-KD-DIS



Indicator Module
DS-KD-IN



Touch Display Module
DS-KD-TDM



Indoor Station
DS-KH6320-WTE2














Distributor
DS-KAD706






Distributor
DS-KAD706-S

Door Station

Model	DS-KD8003-IME2	DS-KD8003-IME2/S	DS-KD8003-IME2/NS	DS-KV1101-ME2/Surface	DS-KV1101-ME2/Flush	DS-KV8103-IMPE2
Image	 <p>2 wire Modular Door Station-Main Unit</p>	 <p>2 wire Modular Door Station-Main Unit</p>	 <p>2 wire Modular Door Station-Main Unit</p>	 <p>2- wire Analog Door Station</p>	 <p>2- wire Analog Door Station</p>	 <p>2- wire IP Door Station</p>
Processor	High-Performance Embedded SOC Processor	High-Performance Embedded SOC Processor	High-Performance Embedded SOC Processor	High-Performance Embedded SOC Processor	High-Performance Embedded SOC Processor	High-Performance Embedded SOC Processor
Operation System	Embedded Linux Operation System	Embedded Linux Operation System	Embedded Linux Operation System	Embedded Analog operation system	Embedded Analog operation system	Embedded Linux operation system
Camera	Low Illumination 2 MP HD IR Camera	Low Illumination 2 MP HD IR Camera	Low Illumination 2 MP HD IR Camera	Low Illumination 2 MP HD IR Camera	Low Illumination 2 MP HD IR Camera	Low Illumination 2 MP HD IR Camera
Video Compression Standard	H.264	H.264	H.264	H.264	H.264	H.264
Resolution	Main stream : 1920 × 1080 Sub stream : 720 × 480	Main stream : 1920 × 1080 Sub stream : 720 × 480	Main stream : 1920 × 1080 Sub stream : 720 × 480	Main stream : 1920 × 1080 Sub stream : 720 × 480	Main stream : 1920 × 1080 Sub stream : 720 × 480	Main stream: 1920 × 1080p, 720p Sub stream: 704 × 576
Audio Input	Built-in Omnidirectional Microphone	Built-in Omnidirectional Microphone	Built-in Omnidirectional Microphone	Built-in Omnidirectional Microphone	Built-in Omnidirectional Microphone	Built-in Omnidirectional Microphone
Audio Output	Built-in Loudspeaker	Built-in Loudspeaker	Built-in Loudspeaker	Built-in loudspeaker (More than 85 dB within 20 cm)	Built-in loudspeaker (More than 85 dB within 20 cm)	Built-in Loudspeaker
Audio Compression Standard	G.711 U	G.711 U	G.711 U	/	/	G.711 U, G.711 A
Audio Compression Rate	64 Kbps	64 Kbps	64 Kbps	64 Kbps	64 Kbps	64 Kbps
Audio Quality	Noise Suppression and Echo Cancellation	Noise Suppression and Echo Cancellation	Noise Suppression and Echo Cancellation	Noise Suppression and Echo Cancellation	Noise Suppression and Echo Cancellation	Noise Suppression and Echo Cancellation
Door Magnetic Detection	Detects Door Magnetic Status	Detects Door Magnetic Status	Detects Door Magnetic Status	Detects Door Magnetic Status	Detects Door Magnetic Status	Detects Door Magnetic Status
Light Supplement Mode	IR Supplement	IR Supplement	IR Supplement	White light supplement	White light supplement	IR Supplement
Alarm Input	Door Magnetic Alarm, Tampering Alarm	Door Magnetic Alarm, Tampering Alarm	Door Magnetic Alarm, Tampering Alarm	Door Magnetic Alarm, Tampering Alarm	Door Magnetic Alarm, Tampering Alarm	Door Magnetic Alarm, Tampering Alarm
2-Wire Interface	Support	Support	Support	Support	Support	Support
RS-485	1 RS-485 Half-Duplex Port	1	1	/	/	1
I/O Input	4	4	4	4	4	2
I/O Output	2	2	2	/	/	/
Power Supply	24 VDC, Power over two-wire cable (DS-KAD706)	24 VDC, Power over two-wire cable (DS-KAD706)	24 VDC, Power over two-wire cable (DS-KAD706)	48 VDC, 0.5 A	48 VDC, 0.5 A	From indoor station
Power Consumption	4 W	4 W	4 W	≤12 W	≤12 W	≤ 10 W
Working Temperature	-40° C to +60° C (-40° F to 140° F)	-40° C to +55° C (-40° F to 131° F)	-40° C to +55° C (-40° F to 131° F)	-30 °C to +60 °C (-22 °F to 140 °F)	-30 °C to +60 °C (-22 °F to 140 °F)	-30 °C to +60 °C (-22 °F to 140 °F)
Working Humidity	10% to 95%	10% to 95%	10% to 95%	10% to 90%	10% to 90%	10% to 95%
IP Protection Level	IP65	IP65	IP65	IP65, IK7	IP65, IK7	IP65
Dimensions(L × W × H)	98 mm × 99.8 mm × 43.9 mm (3.86" × 3.93" × 1.73")	98 mm × 99.8 mm × 43.9 mm (3.86" × 3.93" × 1.73")	98 mm × 99.8 mm × 43.9 mm (3.86" × 3.93" × 1.73")	150 mm × 82 mm × 23.5 mm (5.91" × 3.23" × 0.93")	150 mm × 82 mm × 23.5 mm (5.91" × 3.23" × 0.93")	169 mm × 110 mm × 31 mm (6.54" × 4.33" × 1.22")

Model	DS-KAD706	DS-KAD706-S	DS-KAD704	DS-KAD706-P	DS-KAD706-SP
Image	 2-wire Video/ Audio Distributor	 2-wire Video/ Audio Distributor	 2-wire Video/ Audio Distributor	 2-wire Video/ Audio Distributor	 2-wire Video/ Audio Distributor
Ethernet	1 RJ45 10/100M Interface	1 RJ45 10/100M Interface	1 RJ45 10/100M Interface	1 RJ45 10/100M Interface	1 RJ45 10/100M Interface
2-Wire Interface	6-ch 2-wire Interface	6-ch 2-wire Interface	4-ch 2-wire Interface	6-ch 2-wire Interface	6-ch 2-wire Interface (No Power)
Power Supply	24 VDC	24 VDC	24 VDC	24 VDC	24 VDC
Power Consumption	< 50 W	< 7 W	< 15 W	< 9 W	< 7 W
Working Temperature	10° C to + 50° C (14° F to 122° F)	10° C to + 50° C (14° F to 122° F)	-10 °C to +50 °C (14 °F to +122 °F)	-10 °C to +40 °C (14 °F to +104 °F)	-10 °C to +40 °C (14 °F to +104 °F)
Working Humidity	10% to 90%	10% to 90%	10% to 90%	10% to 90%	10% to 90%
Dimensions(L × W × H)	143.7mm × 92.4mm × 65.9mm (5.66" × 3.64" × 2.59")	143.7mm × 92.4mm × 65.9mm (5.66" × 3.64" × 2.59")	143.7mm × 92.4mm × 65.9mm (5.66" × 3.64" × 2.59")	143.7mm × 92.4mm × 65.9mm (5.66" × 3.64" × 2.59")	143.7mm × 92.4mm × 65.9mm (5.66" × 3.64" × 2.59")

Indoor Station

Model	DS-KH6320-WTE2(B)	DS-KH1200	DS-KH6320-WTPE2
Image	 2-wire Indoor Station	 2-wire Indoor Station	 2-wire Indoor Station
Processor	High-Performance Embedded SOC Processor	High-Performance Embedded SOC Processor	High-Performance Embedded SOC Processor
Display Screen	7-Inch Colorful TFT LCD	7-Inch Colorful TFT LCD	7-Inch Colorful TFT LCD
Display Resolution	1024 × 600	1024 × 600	1024 × 600
Operation Method	Capacitive Touch screen	Non-touch	Capacitive Touch screen
Video Compression Standard	H.264	H.264	H.264
Audio Input	Built-in Omnidirectional Microphone	Built-in Omnidirectional Microphone	Built-in Omnidirectional Microphone
Audio Output	Built-in Loudspeaker	Built-in Loudspeaker	Built-in Loudspeaker
Audio Quality	Noise Suppression and Echo Cancellation	Noise Suppression and Echo Cancellation	Noise Suppression and Echo Cancellation
2-Wire Interface	1x2-wire Interface	3x2-wire Interface	1x2-wire Interface
4-Wire Interface	/	/	/
video in	/	/	/
RS-485	1	/	1
I/O Output	2 Relay Output	/	/
Power Supply	24 VDC	48 VDC	24 VDC
Power Consumption	≤6 W	≤5 W	≤8 W
Working Temperature	-10° C to + 50° C (-14° F to 122° F)	-10° C to + 50° C (-14° F to 122° F)	-10 °C to 55 °C (14 °F to 131 °F)
Working Humidity	0% to 90%	10% to 90%	10% to 90%
Dimensions (L × W × H)	200 × 140 × 15.1 mm (7.87" × 5.51" × 0.59")	187 × 137 × 25.4 mm (7.36" × 5.39" × 1.00")	200 × 140 × 23.6 mm (7.87" × 5.51" × 0.93")

Video Intercom


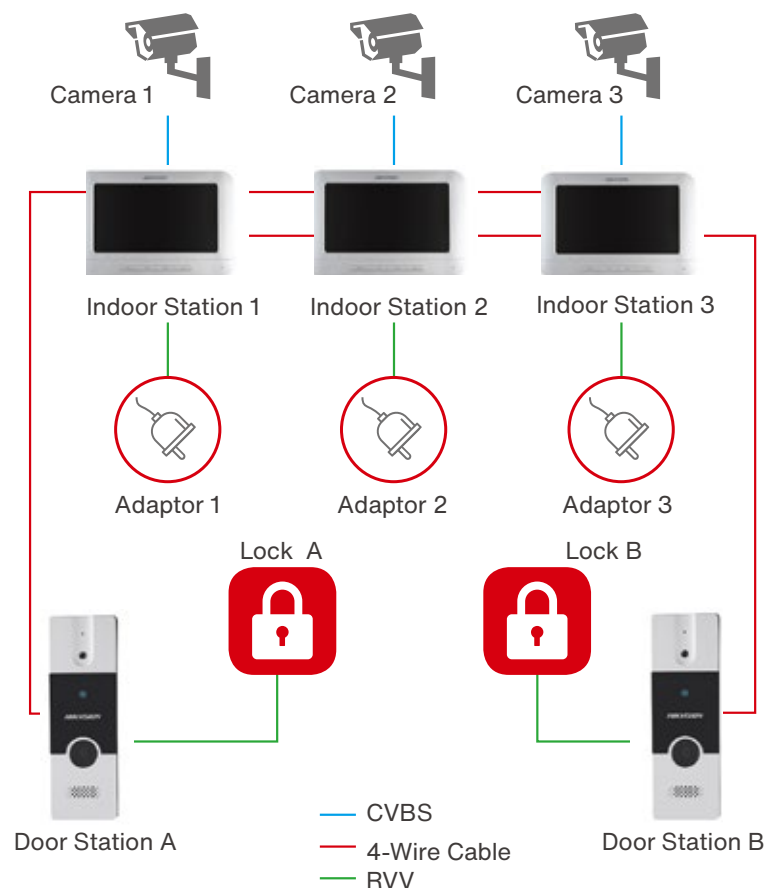
4-wire Series

Security Starts from Your Door

In traditional homes, visitors knock or use the doorbell – and security is non-existent. Now, Hikvision's 4-wire Video Intercom Kit can easily solve all these, making your home more secure and comfortable.

- > Plug & Play
- > One touch calling, supports maximum 2 door stations and 3 indoor stations
- > Competitive pricing







Indoor Station

Model	DS-KH2220	DS-KH2220-S
Image		
	Indoor Station	Picture-capturing Indoor Station
Display Screen	7-Inch Colorful TFT LCD	7-Inch Colorful TFT LCD
Display Resolution	800 × 480	800 × 480
Operation Method	Physical Button	Physical Button
Audio Input	Built-in Omnidirectional Microphone	Built-in Omnidirectional Microphone
Audio Output	Built-in Loudspeaker	Built-in Loudspeaker
Audio Quality	Noise Suppression and Echo Cancellation	Noise Suppression and Echo Cancellation
4-wire Interface	4 Four-Wire Interfaces, 1-ch Video Input, 1-ch Audio Input/Output, 1-ch Power Supply, 1-ch Grounding	4 Four-Wire Interfaces, 1-ch Video Input, 1-ch Audio Input/Output, 1-ch Power Supply, 1-ch Grounding
Power Supply	12 VDC	12 VDC
Power Consumption	≤5 W	≤5 W
Working Temperature	-10°C to +55°C (14°F to 131°F)	-10°C to +55°C (14°F to 131°F)
Working Humidity	10% to 90%	10% to 90%
Dimensions (L × W × H)	195.8 mm × 132.8 mm × 18.39 mm (7.7" × 5.2" × 0.7")	195.8 mm × 132.8 mm × 18.39 mm (7.7" × 5.2" × 0.7")

Villa Door Station

Model	DS-KB2411T-IM	DS-KB2421T-IM
Image		
	Four-Wire Analog Door Station	Four-Wire Analog Door Station
Camera	1/2.7" CMOS	1/2.7" CMOS
Video Compression Standard	H.264	H.264
Resolution	1920 × 1080	1920 × 1080
Video Frame Rate	PAL: 25 fps	PAL: 25 fps
Audio Input	Built-in omnidirectional microphone	Built-in omnidirectional microphone
Audio Output	Built-in loudspeaker	Built-in loudspeaker
Audio Quality	Noise suppression and echo cancellation	Noise suppression and echo cancellation
Light Supplement Mode	Self-adaptive IR supplement (with photoresistor)	Self-adaptive IR supplement (with photoresistor)
I/O output	1 Relay Output	1 Relay Output
4-wire Interface:	1 four-wire interface (1-ch video input, 1-ch audio input/output, 1-ch power supply, 1-ch grounding)	1 four-wire interface (1-ch video input, 1-ch audio input/output, 1-ch power supply, 1-ch grounding)
Material	Aluminum alloy	Zinc alloy
Power Supply	12 VDC	12 VDC
Power Consumption	Max. 5W	Max. 5W
Working Temperature	-10° C to + 55° C (14° F to 131° F)	-10° C to + 55° C (14° F to 131° F)
Working Humidity	10% to 90%	10% to 90%
Dimensions (L × W × H)	128 mm × 42 mm × 24.8 mm (5.0" × 1.7" × 0.9")	195.8 mm × 132.8 mm × 18.39 mm (7.7" × 5.2" × 0.7")
Protection Level	N/A	IP65

Video Intercom

Kit

One Package for Your Complete Solution

- All-in-one system
- Convenient delivery as a kit



IP Video Intercom Kit



Standard PoE IP Video Intercom Kit

DS-KIS602

Door Station: DS-KD8003-IME1/Surface
Indoor Station: DS-KH6320-WTE1
Standard PoE Switch: DS-3E0105P-E/M(B)
16GB TF card



Standard PoE IP Video Intercom Kit

DS-KIS603-P(C)

Door Station: DS-KV6113-WPE1(C)
Indoor Station: DS-KH6320-WTE1
PSU x 2



Standard PoE IP Video Intercom Kit

DS-KIS604-P(C)

Door Station: DS-KV8113-WME1(C)
Indoor Station: DS-KH6320-WTE1
16GB TF card



Standard PoE IP Video Intercom Kit

DS-KIS604-S(C)

Door Station : DS-KV8113-WME1(C)
Indoor Station: DS-KH6320-WTE1
Standard PoE Switch: S-3E0105P-E/M(B)
16GB TF card



Standard PoE IP Video Intercom Kit

DS-KIS605-P(C)

Door Station: DS-KV6113-WPE1(C) x 1
Door Station: DS-KH6320-LE1 x 1
PSU x 2

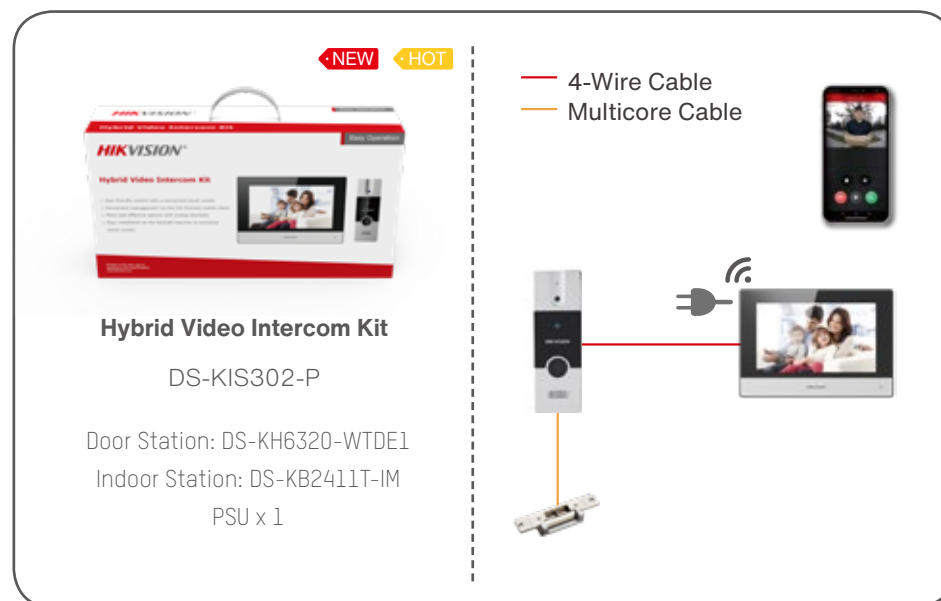


Standard PoE IP Video Intercom Kit

DS-KIS901-P

Indoor Station: DS-KH8350-WTE1
Face Access Terminal: DS-K1T341AM
PSU x 2

Hybrid Video Intercom Kit



2-wire Video Intercom Kit



2-wire IP Video Intercom Kit

DS-KIS702(B)

Door Station: DS-KD8003-IME2/Surface

Indoor Station: DS-KH6320-WTE2(B)

Video / Audio Distributor: DS-KAD704

Power Supply: DS-KAW30-2N



2-wire IP Video Intercom Kit

DS-KIS702-P(B)

Door Station: DS-KD8003-IME2/Surface

Indoor Station: DS-KH6320-WTE2(B)

Video / Audio Distributor: DS-KAD704

Power Supply: PSU x1



2-wire IP Video Intercom Kit

DS-KIS703-P

Door Station: DS-KV8103-IMPE2

Indoor Station: DS-KH6320-WTPE2



2-wire Analog Intercom Kit

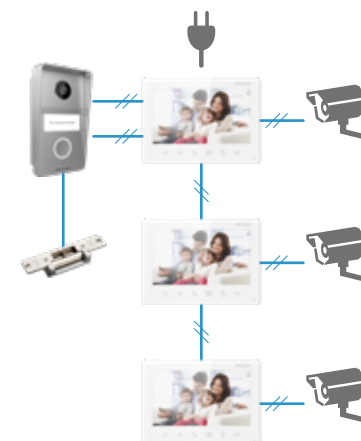
DS-KIS101-P

Door station: DS-KV1101-ME2

Indoor station: DS-KH1200

Power supply unit x 1

Rain Shield x 1



4-wire Video Intercom Kit



Analog Villa Video Intercom Kit

DS-KIS202T

Door Station: DS-KB2411T-IM

Indoor Station: DS-KH2220



Analog Villa Video Intercom Kit

(Waterproof Kit)

DS-KIS203T

Door Station: DS-KB2421T-IM

Indoor Station: DS-KH2220



Analog Villa Video Intercom Kit

(Picture-capturing Kit)

DS-KIS204T

Door Station: DS-KB2411T-IM

Indoor Station: DS-KH2220-S

Video Intercom

Accessories

Brackets & Gang Boxes for Video Intercom

- Solid and stable
- Insulated
- Convenient design










Protective Shield





Model	DS-KAB86	DS-KAB10-D	DS-KAB11-D	DS-KAB13-D
Image	 Gang Box	 Protective Shield for DS-KD8103-E6	 Protective Shield for DS-KD8023-E6	 Protective Shield for DS-KD3003-E6
Material	PVC	Stainless Steel	Stainless Steel	Stainless Steel
Working Temperature	-5°C to +60°C (23°F to 140°F)	-40° C to +70° C (-40° F to 158° F)	-40° C to +70° C (-40° F to 158° F)	-40° C to +70° C (-40° F to 158° F)
Working Humidity	10% to 90%	10% to 90%	10% to 90%	10% to 90%
Dimension (L × W × H)	81 × 78 × 50 mm (3.19" × 3.07" × 1.97")	489.6 × 171.88 × 105.41 mm (19.28" × 6.77" × 4.15")	424 × 149 × 98 mm (16.69" × 5.87" × 3.86")	360 × 128 × 86 mm (14.17" × 5.04" × 3.39")





Model	DS-KAB8103-IMEX	DS-KABD8003-RS1	DS-KABD8003-RS2	DS-KABD8003-RS3
Image	 Waterproof Cover for DS-KV8103-IME2	 Rain Shield of Module Door Station	 Rain Shield of Module Door Station	 Villa Door Station Rain Shield
Material	Stainless Steel	SECC	SECC	SECC
Working Temperature	-40° C to +70° C (-40° F to 158° F)	-40° C to +60° C (-40° F to 140° F)	-40° C to +60° C (-40° F to 140° F)	-40° C to +60° C (-40° F to 140° F)
Working Humidity	10% to 90%	10% to 95%	10% to 95%	10% to 95%
Dimension (L × W × H)	181.4 × 110.4 × 60.55 mm (7.14" × 4.35" × 2.38")	122 × 116.4 × 58 mm (4.80" × 4.58" × 2.28")	224x 116.4x58 mm (8.82" x 4.58" x 2.28")	325.8 × 116.4 × 58 mm (12.83" × 4.58" × 2.28")

Model	DS-KABV6113-RS	DS-KABV8113-RS/Flush	DS-KABV8113-RS/Surface
Image	 	  	  
Material	SECC	SECC	SECC
Working Temperature	-40° C to +60° C [-40° F to 140° F]	-40° C to +60° C [-40° F to 140° F]	-40° C to +60° C [-40° F to 140° F]
Working Humidity	10% to 95%	10% to 95%	10% to 95%
Dimension (L × W × H)	149.78 × 79.56 × 48.63 mm [5.90" × 3.13" ×1.91"]	186.15 × 97 × 48.63 mm [7.33" × 3.82" ×1.91"]	188.69 × 97 × 48.63 mm [7.43" × 3.82" ×1.91"]

Model	DS-KAB21-B	DS-KD-ACW1	DS-KD-ACW2	DS-KD-ACW3
Image	 <p>Convenient Design Available for the Wall Mounting of the Doorbell (DS-KB2421-IM)</p>	 <p>Adapts to One-module Surface Mounting</p>	 <p>Adapts to Two-module Surface Mounting</p>	 <p>Adapts to Three-module Surface Mounting</p>
Material	Stainless Steel	Aviation Aluminum	Aviation Aluminum	Aviation Aluminum
Working Temperature	-40°C to +70°C (-40°F to 158°F)	-40°C to +60°C (-40°F to 140°F)	-40°C to +60°C (-40°F to 140°F)	-40°C to +60°C (-40°F to 140°F)
Working Humidity	10% to 90%	10% to 95%	10% to 95%	10% to 95%
Dimension (L × W × H)	181.4 × 110.4 × 60.55mm (7.14" × 4.35" × 2.38")	Cover: 117 × 107 × 4 mm (4.61" × 4.21" × 0.16") /Installation Frame: 117 × 107 × 32.7 mm (4.61" × 4.21" × 1.29")	Cover: 219 × 107 × 4 mm (8.62" × 4.21" × 0.16") /Installation Frame: 219 × 107 × 32.7 mm (8.62" × 4.21" × 1.29")	Cover: 320.8 × 107 × 4 mm (12.6" × 4.21" × 0.16") /Installation Frame: 320.8 × 107 × 32.7 mm (12.6" × 4.21" × 1.29")

Model	DS-KD-ACF1/Plastic	DS-KD-ACF2/Plastic	DS-KD-ACF3/Plastic
Image	 <p>Adapts to One-module Flush Mounting</p>	 <p>Adapts to Two-module Flush Mounting</p>	 <p>Adapts to Three-module Flush Mounting</p>
Material	Aviation Aluminum	Aviation Aluminum	Aviation Aluminum
Working Temperature	-40°C to +60°C (-40°F to 140°F)	-40°C to +60°C (-40°F to 140°F)	-40°C to +60°C (-40°F to 140°F)
Working Humidity	10% to 95%	10% to 95%	10% to 95%
Dimension (L × W × H)	Cover: 134 × 124 × 4 mm (5.28" × 4.88" × 0.16") /Installation Frame: 134 × 124 × 4 mm (5.28" × 4.88" × 0.16")	Cover: 236 × 124 × 4 mm (9.29" × 4.88" × 0.16") /Installation Frame: 219 × 107 × 32.7 mm (8.62" × 4.21" × 1.29")	Cover: 337.8 × 124 × 4 mm (13.3" × 4.88" × 0.16") /Installation Frame: 320.8 × 107 × 32.7 mm (12.6" × 4.21" × 1.29")

Model	DS-KD-ACW1/S	DS-KD-ACW2/S	DS-KD-ACW3/S	DS-KD-ACF1/S
Image	 NEW Adapts to One-module Surface Mounting	 NEW Adapts to Two-module Surface Mounting	 NEW Adapts to Three-module Surface Mounting	 NEW Adapts to One-module Flush Mounting
Material	For cover: Stainless steel, For installation Frame: Aviation Aluminum	For cover: Stainless steel, For installation Frame: Aviation	For cover: Stainless steel, For installation Frame: Aviation	Cover: Stainless steel Gang Box: Plastic
Working Temperature	-40° C to +60° C (-40° F to 140° F)	-40° C to +60° C (-40° F to 140° F)	-40° C to +60° C (-40° F to 140° F)	-40° C to +55° C (-40° F to 131° F)
Working Humidity	10% to 95%	10% to 95%	10% to 95%	10% to 95%
Dimension (L × W × H)	For cover 117 × 107 × 4 mm (4.61" × 4.21" × 0.16"), For installation Frame 117 × 107 × 32.7 mm (4.61" × 4.21" × 1.29")	For cover 219 × 107 × 4 mm (8.62" × 4.21" × 0.16"), For installation 219 × 107 × 32.7 mm (8.62" × 4.21" × 1.29")	For cover 320.8 × 107 × 4 mm (12.6" × 4.21" × 0.16"), For installation frame 320.8 × 107 × 32.7 mm (12.6" × 4.21" × 1.29")	For cover 134 × 124 × 4 mm (5.28" × 4.88" × 0.16") For gang box 134 × 135 × 56 mm (5.28" × 5.31" × 2.20")

Model	DS-KD-ACF2/S	DS-KD-ACF3/S	DS-KABH8350-T	DS-KABH6320-T
Image	 NEW Adapts to Two-module Flush Mounting	 NEW Adapts to Three-module Flush Mounting	 Video Intercom Table Bracket for KH8350	 Video Intercom Table Bracket for KH6320 and KH8520
Material	Cover: Stainless steel Gang Box: Plastic	Cover: Stainless steel Gang Box: Plastic	SUS430, silica gel	SUS430, silica gel
Working Temperature	-40° C to +55° C (-40° F to 131° F)	-40° C to +55° C (-40° F to 131° F)	-10 °C to +55 °C (14 °F to 131 °F)	-10 °C to +55 °C (14 °F to 131 °F)
Working Humidity	10% to 95%	10% to 95%	10% to 90%	10% to 90%
Dimension (L × W × H)	For cover 236 × 124 × 4 mm (9.29" × 4.88" × 0.16") For gang box 237 × 135 × 56 mm (9.33" × 5.31" × 2.20")	For cover 337.8 × 124 × 4 mm (13.3" × 4.88" × 0.16") For gang box 338.8 × 135 × 56 mm (13.33" × 5.31" × 2.20")	95mm × 83mm × 98.9mm (3.74" × 3.27" × 3.89")	122mm × 86mm × 64mm (4.80" × 3.39" × 2.52")

Model	DS-KAW50-1	DS-KAW50-1N	DS-KAW150-2N	DS-KAW60-2N	DS-KAW30-2N
Image	 50W 12V Power Adapter	 50W 12V Power Adapter	 150W 24V Power Adapter	 Power Supply Unit	 Power Supply Unit
Input voltage	100 VAC to 240 VAC	100 VAC to 240 VAC	100 VAC to 240 VAC	85 to 264 VAC	85 to 264 VAC
Output voltage	12 VDC	12 VDC	24 VDC	24 VDC	24 VDC
Output current	4.17 A	4.17 A	6.25 A	2.5A	1.5A
Output power	50 W	50 W	150 W	60 W	30 W
Noise and ripple	< 150 mVpp @ 25 °C	< 150 mVpp @ 25 °C	< 150 mVpp @ 25 °C	/	/
Voltage adjustment range	11 VDC to 14 VDC	11 VDC to 14 VDC	23 VDC to 25 VDC	/	/
Working temperature	Operating: -10 °C to +70 °C (14 °F to 158 °F) Storage: -25 °C to +85 °C (-13 °F to 185 °F)	Operating: -10 °C to +70 °C (14 °F to 158 °F) Storage: -25 °C to +85 °C (-13 °F to 185 °F)	Operating: -10 °C to +70 °C (14 °F to 158 °F) Storage: -25 °C to +85 °C (-13 °F to 185 °F)	-30 °C to 70 °C (-22 °F to 158 °F)	-30 °C to 70 °C (-22 °F to 158 °F)
Working humidity	< 95% (No Condensation)	< 95% (No Condensation)	< 95% (No Condensation)	20% to 90%	20% to 90%
Dimension (L x W x H)	246 mm × 266.4 mm × 79.6 mm (9.69" × 10.49" × 3.13")	98 mm × 97 mm × 38 mm (3.86" × 3.82" × 1.50")	178 mm × 97 mm × 38 mm (7.01" × 3.82" × 1.50")	52.5 mm × 90 mm × 54.5 mm (2.07" × 3.54" × 2.15")	35 mm × 90 mm × 54.5 mm (1.38" × 3.54" × 2.15")

ACCESS CONTROL

- 037** MinMoe Face Recognition Terminal
- 048** Fingerprint / Card Terminal
- 056** Access Controller
- 059** Reader
- 062** Card / Fingerprint / Face Enroller
- 064** Elevator Controller
- 065** Access Control Secure Module
- 074** Speed Gate and Turnstile
- 082** Management Software

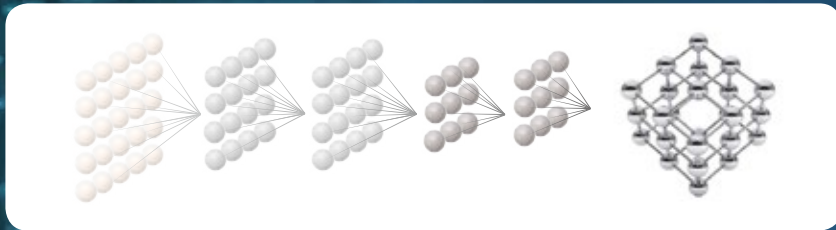


Deep Learning TECHNOLOGY

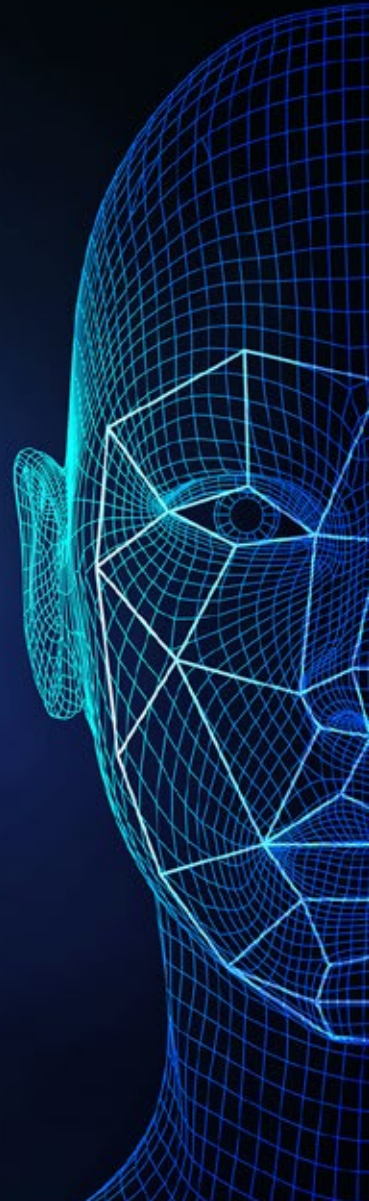
Hikvision's face recognition terminals are embedded with Deep Learning algorithms for access control and office scenarios for improving building operations, workforce management and safety operations.

Deep learning technology:

The algorithmic model for deep learning has a much deeper structure than the two 3-layered structures of traditional algorithms. In deep learning, an original signal passes through layers of processing; next, it takes a partial understanding (shallow) to an overall abstraction (deep) where it can perceive an object.



Deep learning does not require manual intervention but relies on a computer to extract features by itself. The more features there are, the more accurate the recognition and classifications will be.



Access Control

MinMoe Face Recognition Terminal

Touch-free, Access is Easier than Ever

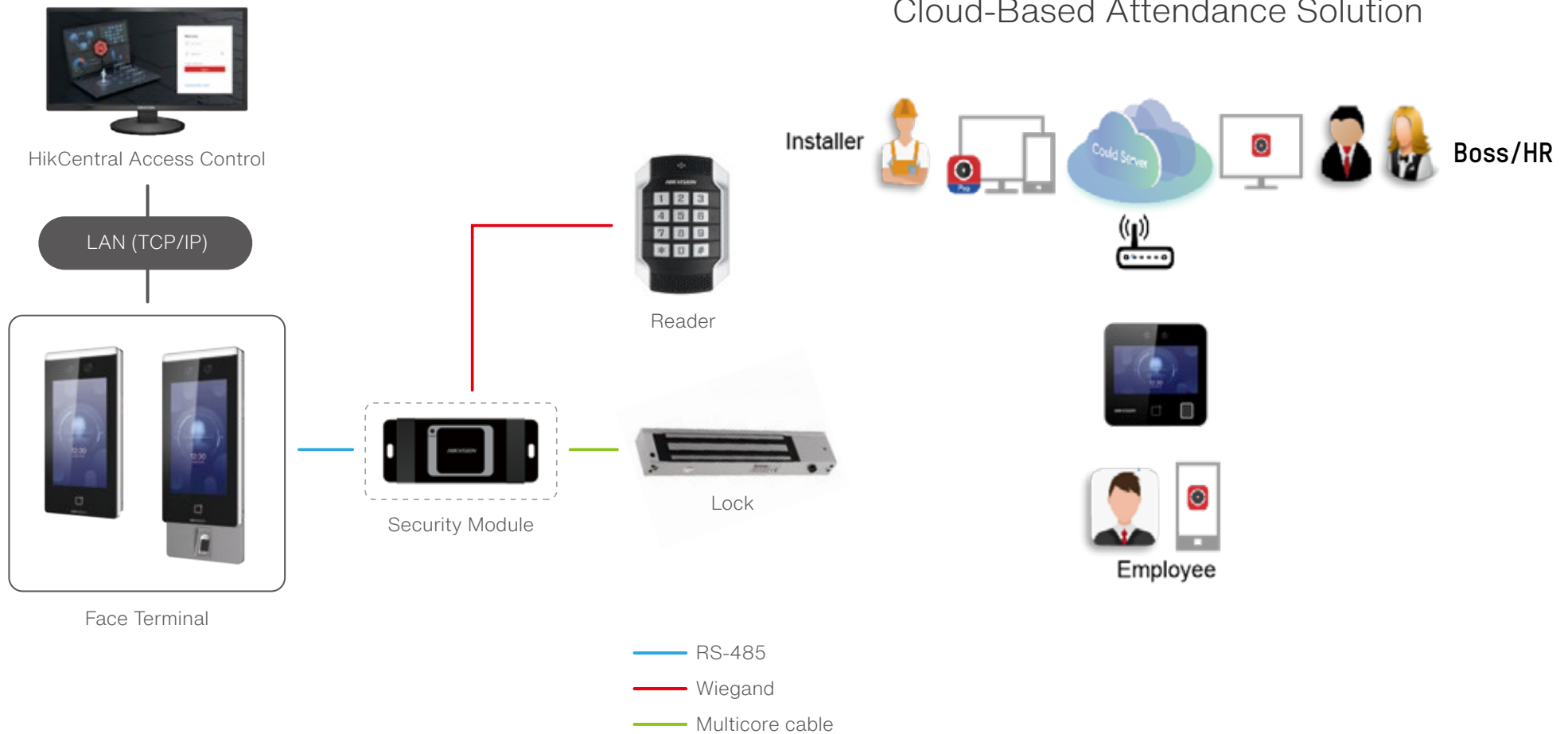
Ensure Security with Various Terminals

- > Deep Learning algorithm
- > Anti-spoofing detection
- > Recognition in zero-light environment
- > Web configuration
- > Face mask detection
- > Access control & time attendance
- > Multiple authentication methods
- > Hik-Connect APP
- > Video intercom & CCTV system integration







MinMoe
Face Recognition Terminals















Cloud-Based Attendance Solution



Model	DS-K1T320EX, DS-K1T320MX	DS-K1T320EFX, DS-K1T320MFX	DS-K1T320EWX, DS-K1T320MWX	DS-K1T320EFWX, DS-K1T320MFWX	DS-K1A340X, DS-K1A340WX	DS-K1A340FX, DS-K1A340FWX
Image	 NEW Face Recognition Terminal	 NEW Face Recognition Terminal	 NEW Face Recognition Terminal	 NEW Face Recognition Terminal	 Face Recognition Terminal	 Face Recognition Terminal
Power Supply	12 VDC, 1 A	12 VDC, 1 A	12 VDC, 1 A	12 VDC, 1 A	12 VDC, 1 A	12 VDC, 1 A
Processor	32 Bit	32 Bit	32 Bit	32 Bit	32 Bit	32 Bit
Storage	Card: 1,000 Face: 500 Event: 100,000	Card: 1,000 Fingerprint: 1,000 Face: 500 Event: 100,000	Card: 1,000 Face: 500 Event: 100,000	Card: 1,000 Fingerprint: 1,000 Face: 500 Event: 100,000	Faces: 1,500 Events: 300,000	Faces: 1,500 Fingerprint: 3,000 Events: 300,000
Card Reading Mode	DS-K1T320EX: EM card DS-K1T320MX: Mifare 1 card	DS-K1T320EFX: EM card DS-K1T320MFX: Mifare 1 card	DS-K1T320EWX: EM card DS-K1T320MWX: Mifare 1 card	DS-K1T320EFWX: EM card DS-K1T320MFWX: Mifare 1 card	-	-
Communication Mode	TCP / IP, ISUP5.0	TCP / IP, ISUP5.0	TCP / IP, Wi-Fi, ISUP5.0	TCP / IP, Wi-Fi, ISUP5.0	Wi-Fi (For W series), ISUP	Wi-Fi (For W series), ISUP
LCD Screen	2.4-inch LCD non-touch screen	2.4-inch LCD non-touch screen	2.4-inch LCD non-touch screen	2.4-inch LCD non-touch screen	4.3-inch touch screen Resolution: 480 × 272	4.3-inch touch screen Resolution: 480 × 272
Camera	2 MP lens	2 MP lens	2 MP lens	2 MP lens	2 MP dual-lens camera	2 MP dual-lens camera
Face Authentication Duration	1:N<0.2s	1:N<0.2s	1:N<0.2s	1:N<0.2s	1:N<0.2s	1:N<0.2s
Face mask detection	Support	Support	Support	Support	Not support	Not support
Fingerprint Capacity	-	1,000	-	1,000	-	3,000
Input Interface	Door Sensor × 1, Tamper × 1, Exit Button × 1, USB × 1	Door Sensor × 1, Tamper × 1, Exit Button × 1, USB × 1	Door Sensor × 1, Tamper × 1, Exit Button × 1, USB × 1	Door Sensor × 1, Tamper × 1, Exit Button × 1, USB × 1	USB × 1	USB × 1
Output Interface	Lock × 1	Lock × 1	Lock × 1	Lock × 1	-	-
Working Temperature	-10 °C ~ 55 °C (14 °F ~ 131 °F)	-10 °C ~ 55 °C (14 °F ~ 131 °F)	-10 °C ~ 55 °C (14 °F ~ 131 °F)	-10 °C ~ 55 °C (14 °F ~ 131 °F)	-10 °C to 40 °C (14 °F to 104 °F)	-10 °C to 40 °C (14 °F to 104 °F)
Protection Level	-	-	-	-	-	-
Working Humidity	10% to 90% (Non-Condensing)	10% to 90% (Non-Condensing)	10% to 90% (Non-Condensing)	10% to 90% (Non-Condensing)	10% to 90% (Non-Condensing)	10% to 90% (Non-Condensing)
Dimension	130 mm × 150 mm × 26.2 mm (5.1" × 5.9" × 1.0")	130 mm × 150 mm × 26.2 mm (5.1" × 5.9" × 1.0")	130 mm × 150 mm × 26.2 mm (5.1" × 5.9" × 1.0")	130 mm × 150 mm × 26.2 mm (5.1" × 5.9" × 1.0")	118.4 mm × 118.4 mm × 21.8 mm (4.7" × 4.7" × 0.9")	118.4 mm × 118.4 mm × 21.8 mm (4.7" × 4.7" × 0.9")

Model	DS-K1T331, DS-K1T331W	DS-K1T343EX, DS-K1T343MX	DS-K1T343EFX, DS-K1T343MFX	DS-K1T343EWX, DS-K1T343MWX	DS-K1T343EFWX, DS-K1T343MFWX	DS-K1T342DX, DS-K1T342MX, DS-K1T342EX
Image	 Face Recognition Terminal	 Face Recognition Terminal	 Face Recognition Terminal	 Face Recognition Terminal	 Face Recognition Terminal	 Face Recognition Terminal
Power Supply	12 VDC, 1.5A	12 VDC, 1 A	12 VDC, 1 A	12 VDC, 1 A	12 VDC, 1 A	12 VDC, 1 A 12V-24VDC (DS-K1T342DX)
Processor	32 Bit	32 Bit	32 Bit	32 Bit	32 Bit	32 Bit
Storage	Faces: 1,000 Events: 150,000	Cards: 3,000 Face: 1,500 Events: 150,000	Cards: 3,000 Face: 1,500 Fingerprint: 3,000 Events: 150,000	Cards: 3,000 Face: 1,500 Events: 150,000	Cards: 3,000 Face: 1,500 Fingerprint: 3,000 Events: 150,000	Cards: 3,000 Face: 1,500 Events: 150,000
Card Reading Mode	-	DS-K1T343EX: EM card DS-K1T343MX: Mifare 1 card	DS-K1T343EFX: EM card DS-K1T343MFX: Mifare 1 card	DS-K1T343EWX: EM card DS-K1T343MWX: Mifare 1 card	DS-K1T343EFWX: EM card DS-K1T343MFWX: Mifare 1 card	DS-K1T342DX: DESfire card; Felica card; MIFARE 1 card DS-K1T343MX: MIFARE 1 card DS-K1T343EX: EM card
Communication Mode	TCP / IP, Wi-Fi (For W series), RS-485, ISUP	TCP / IP, RS-485, Wiegand, ISUP	TCP / IP, RS-485, Wiegand, ISUP	TCP / IP, Wi-Fi, RS-485, Wiegand, ISUP	TCP / IP, Wi-Fi, RS-485, Wiegand, ISUP	TCP / IP, RS-485, Wiegand, ISUP
LCD Screen	3.97-inch LCD touch screen; Resolution: 800 × 480	4.3-inch LCD touch screen Resolution: 480 × 272	4.3-inch LCD touch screen Resolution: 480 × 272	4.3-inch LCD touch screen Resolution: 480 × 272	4.3-inch LCD touch screen Resolution: 480 × 272	4.3-inch LCD touch screen Resolution: 272 × 480
Camera	2 MP dual-lens camera	2 MP wide-angle dual-lens	2 MP wide-angle dual-lens	2 MP wide-angle dual-lens	2 MP wide-angle dual-lens	2 MP dual-lens camera
Face Authentication Duration	1:N<0.2s	1:N<0.2s	1:N<0.2s	1:N<0.2s	1:N<0.2s	1:N<0.2s
Face mask detection	Not support	Support	Support	Support	Support	Support
Fingerprint Capacity	-	-	3,000	-	Max.3,000 Fingerprints	-
Input Interface	Door Sensor × 1, Tamper × 1, Exit Button × 1, USB × 1	Door Sensor × 1, Tamper × 1, Exit Button × 1, USB × 1	Door Sensor × 1, Tamper × 1, Exit Button × 1, USB × 1	Door Sensor × 1, Tamper × 1, Exit Button × 1, USB × 1	Door Sensor × 1, Tamper × 1, Exit Button × 1, USB × 1	Door Sensor × 1, Tamper × 1, Exit Button × 1, USB × 1
Output Interface	Lock × 1	Lock × 1	Lock × 1	Lock × 1	Lock × 1	Lock × 1
Working Temperature	-10 °C to 55 °C (14 °F to 131 °F)	-10 °C to 40 °C (14 °F to 104 °F)	-10 °C to 40 °C (14 °F to 104 °F)	-10 °C to 40 °C (14 °F to 104 °F)	-10 °C to 40 °C (14 °F to 104 °F)	-30 °C to 60 °C (-22 °F to 140 °F)
Protection Level	-	-	-	-	-	IP65
Working Humidity	10% to 90% (Non-Condensing)	0 to 90% (No condensing)	0 to 90% (No condensing)	0 to 90% (No condensing)	0 to 90% (No condensing)	0 to 90% (No condensing)
Dimension	120 mm × 110 mm × 23 mm (4.7" × 4.3" × 0.9")	118.4 mm × 118.4 mm × 21.8 mm (4.66" × 4.66" × 0.86")	118.4 mm × 118.4 mm × 21.8 mm (4.66" × 4.66" × 0.86")	118.4 mm × 118.4 mm × 21.8 mm (4.66" × 4.66" × 0.86")	118.4 mm × 118.4 mm × 21.8 mm (4.66" × 4.66" × 0.86")	91.3 mm × 181.3 mm × 24.5 mm (3.59" × 7.14" × 0.96")




Model	DS-K1T342MFX	DS-K1T342DWX, DS-K1T342MWX, DS-K1T342EWX	DS-K1T342MFWX, DS-K1T342EFWX	DS-K1T341AM	DS-K1T341AMF	DS-K1T642M, DS-K1T642E
Image	 Face Recognition Terminal	 Face Recognition Terminal	 Face Recognition Terminal	 Face Recognition Terminal	 Face Recognition Terminal	 Face Recognition Terminal
Power Supply	12 VDC, 1 A	12 VDC, 1 A 12V-24VDC (DS-K1T342DWX)	12 VDC, 1 A	12 VDC, 2 A	12 VDC, 2 A	12 VDC, 2 A
Processor	32 Bit	32 Bit	32 Bit	32 Bit	32 Bit	32 Bit
Storage	Cards: 3,000 Face: 1,500 Fingerprint: 3,000 Events: 150,000	Cards: 3,000 Face: 1,500 Events: 150,000	Cards: 3,000 Face: 1,500 Fingerprint: 3,000 Events: 150,000	Faces: 3,000 Cards: 3,000 Events: 150,000	Cards: 3,000 Face: 3,000 Fingerprint: 3,000 Events: 150,000	Faces: 6,000 Cards: 10,000 Events: 150,000
Card Reading Mode	MIFARE 1 card	DS-K1T342DWX: DESfire card; Felica card; MIFARE 1 card DS-K1T343MWX: MIFARE 1 card DS-K1T343EWX: EM card	DS-K1T343MFWX: MIFARE 1 card DS-K1T343EFWX: EM card	MIFARE 1 card	MIFARE 1 card	DS-K1T642M: Mifare card; DS-K1T642E: 125 KHz EM card
Communication Mode	TCP / IP, RS-485, Wiegand, ISUP	TCP / IP, Wi-Fi (For W series), RS-485, ISUP	TCP / IP, Wi-Fi (For W series), RS-485, ISUP	TCP / IP, RS-485, Wiegand, ISUP	TCP / IP, RS-485, Wiegand, ISUP	TCP / IP, RS-485, Wiegand, ISUP
LCD Screen	4.3-inch LCD touch screen Resolution: 272 × 480	4.3-inch LCD touch screen Resolution: 272 × 480	4.3-inch LCD touch screen Resolution: 272 × 480	4.3-inch capacitive touch screen Resolution: 480 × 800	4.3-inch capacitive touch screen Resolution: 480 × 800	4.3-inch capacitive touch screen Resolution: 800 × 480
Camera	2 MP dual-lens camera	2 MP dual-lens camera	2 MP dual-lens camera	2 MP wide-angle dual-lens	2 MP wide-angle dual-lens	2 MP wide-angle dual-lens
Face Authentication Duration	1:N<0.2s	1:N<0.2s	1:N<0.2s	1:N<0.2s	1:N<0.2s	1:N<0.2s
Face mask detection	Support	Support	Support	Support	Support	Support
Fingerprint Capacity	Max.3,000 Fingerprints	-	Max.3,000 Fingerprints	-	Max.3,000 Fingerprints	-
Input Interface	Door Sensor × 1, Tamper × 1, Exit Button × 1, USB × 1	Door Sensor × 1, Tamper × 1, Exit Button × 1, USB × 1	Door Sensor × 1, Tamper × 1, Exit Button × 1, USB × 1	Door Sensor × 1, Tamper × 1, Exit Button × 1, USB × 1	Door Sensor × 1, Tamper × 1, Exit Button × 1, USB × 1	Door Sensor × 1, Tamper × 1, Exit Button × 1, USB × 1
Output Interface	Lock × 1	Lock × 1	Lock × 1	Lock × 1	Lock × 1	Lock × 1
Working Temperature	-30 °C to 60 °C (-22 °F to 140 °F)	-30 °C to 60 °C (-22 °F to 140 °F)	-30 °C to 60 °C (-22 °F to 140 °F)	-30°C to +60°C (-22°F to +140°F)	-30°C to +60°C (-22°F to +140°F)	-10 °C to 50 °C (14 °F to 122 °F)
Protection Level	IP65	IP65	IP65	IP65	IP65	-
Working Humidity	0 to 90% (No condensing)	0 to 90% (No condensing)	0 to 90% (No condensing)	10% to 90% (Non-Condensing)	10% to 90% (Non-Condensing)	10% to 90% (Non-Condensing)
Dimension	91.3 mm × 181.3 mm × 24.5 mm (3.59" × 7.14" × 0.96")	91.3 mm × 181.3 mm × 24.5 mm (3.59" × 7.14" × 0.96")	91.3 mm × 181.3 mm × 24.5 mm (3.59" × 7.14" × 0.96")	172.5 mm × 83.2mm × 22.7 mm (6.79" × 3.28" × 0.89")	172.5 mm × 83.2mm × 22.7 mm (6.79" × 3.28" × 0.89")	118 mm × 118mm × 24 mm (4.65" × 4.65" × 0.94")

Model	DS-K1T642MF, DS-K1T642EF	DS-K1T642MW, DS-K1T642EW	DS-K1T642MFW, DS-K1T642EFW	DS-K1T671M	DS-K1T671MF	DS-K1T671TMW
Image	 Face Recognition Terminal	 Face Recognition Terminal	 Face Recognition Terminal	 Face Recognition Terminal <small><HOT</small>	 Face Recognition Terminal <small><HOT</small>	 Face Recognition Terminal <small><HOT</small>
Power Supply	12 VDC, 2 A	12 VDC, 2 A	12 VDC, 2 A	12 VDC, 2 A	12 VDC, 2 A	12 VDC, 2 A
Processor	32 Bit	32 Bit	32 Bit	32 Bit	32 Bit	32 Bit
Storage	Faces: 6,000 Cards: 10,000 Fingerprint: 5,000 Events: 150,000	Faces: 6,000 Cards: 10,000 Events: 150,000	Faces: 6,000 Cards: 10,000 Fingerprint: 5,000 Events: 150,000	Cards: 6,000 Face: 6,000 Events: 50,000	Cards: 6,000 Face: 6,000 Fingerprint: 5,000 Events: 50,000	Cards: 50,000 Face: 50,000 Events: 100,000
Card Reading Mode	DS-K1T642MF: Mifare card DS-K1T642EF: 125 KHz EM card	DS-K1T642MW: Mifare card DS-K1T642EW: 125 KHz EM card	DS-K1T642MFW: Mifare card DS-K1T642EFW: 125 KHz EM card	MIFARE 1 card	MIFARE 1 card	MIFARE 1 card
Communication Mode	TCP / IP, RS-485, Wiegand, ISUP	TCP / IP, Wi-Fi, RS-485, Wiegand, ISUP	TCP / IP, Wi-Fi, RS-485, Wiegand, ISUP	TCP / IP, RS-485, Wiegand, ISUP	TCP / IP, RS-485, Wiegand, ISUP	TCP / IP, Wi-Fi, RS-485, Wiegand, ISUP
LCD Screen	4.3-inch capacitive touch screen Resolution: 800 × 480	4.3-inch capacitive touch screen Resolution: 800 × 480	4.3-inch capacitive touch screen Resolution: 800 × 480	7-inch LCD Touch screen; Resolution: 1024 × 600	7-inch LCD Touch screen; Resolution: 1024 × 600	7-inch LCD Touch screen; Resolution: 1024 × 600
Camera	2 MP wide-angle dual-lens	2 MP wide-angle dual-lens	2 MP wide-angle dual-lens	2 MP dual-lens camera, with IR supplement light, WDR	2 MP dual-lens camera, with IR supplement light, WDR	2 MP dual-lens camera, with IR supplement light, WDR
Face Authentication Duration	1:N<0.2s	1:N<0.2s	1:N<0.2s	1:N<0.2s	1:N<0.2s	1:N<0.2s
Face mask detection	Support	Support	Support	Support	Support	Support
Fingerprint Capacity	Max. 5,000 Fingerprints	-	Max. 5,000 Fingerprints	-	Max. 5,000 Fingerprints	-
Input Interface	Door Sensor × 1, Tamper × 1, Exit Button × 1, USB × 1	Door Sensor × 1, Tamper × 1, Exit Button × 1, USB × 1	Door Sensor × 1, Tamper × 1, Exit Button × 1, USB × 1	Door Sensor × 1, Alarm Input × 2, Tamper × 1, Exit Button × 1, USB × 1	Door Sensor × 1, Alarm Input × 2, Tamper × 1, Exit Button × 1, USB × 1	Door Sensor × 1, Alarm Input × 2, Tamper × 1, Exit Button × 1, USB × 1
Output Interface	Lock × 1	Lock × 1	Lock × 1	Lock × 1, Alarm Output × 1	Lock × 1, Alarm Output × 1	Lock × 1, Alarm Output × 1
Working Temperature	-10 °C to 50 °C (14 °F to 122 °F)	-10 °C to 50 °C (14 °F to 122 °F)	-10 °C to 50 °C (14 °F to 122 °F)	-30 °C to +60 °C (-22 °F to +140 °F)	-30 °C to +60 °C (-22 °F to +140 °F)	-30 °C to +60 °C (-22 °F to +140 °F)
Protection Level	-	-	-	IP65	IP65	IP65
Working Humidity	10% to 90% (Non-Condensing)	10% to 90% (Non-Condensing)	10% to 90% (Non-Condensing)	10% to 90% (Non-Condensing)	10% to 90% (Non-Condensing)	10% to 90% (Non-Condensing)
Dimension	118 mm × 118mm × 24 mm (4.65" × 4.65" × 0.94")	118 mm × 118mm × 24 mm (4.65" × 4.65" × 0.94")	118 mm × 118mm × 24 mm (4.65" × 4.65" × 0.94")	239 mm × 116.5 mm × 33 mm (9.41" × 4.59" × 1.30")	290 mm × 116.5 mm × 33 mm (11.41" × 4.59" × 1.30")	239 mm × 116.5 mm × 33 mm (9.41" × 4.59" × 1.30")

Model	DS-K1T671TMFW	DS-K1T672M, DS-K1T672E, DS-K1T672MW	DS-K1T673DX, DS-K1T673DWX	DS-K1T673TDX, DS-K1T673TDWX	DS-K1T680D-E1, DS-K1T680DF-E1	DS-K1T680DW, DS-K1T680DFW
Image	 HOT Face Recognition Terminal	 Face Recognition Terminal	 NEW Face Recognition Terminal	 NEW Face Recognition Terminal	 Face Recognition Terminal	 Face Recognition Terminal
Power Supply	12 VDC, 2 A	12 VDC, 2 A	12 VDC to 24 VDC, 2 A	12 VDC to 24 VDC, 2 A	12 VDC/24 VDC Power Adapter, PoE	12 VDC/24 VDC Power Adapter
Processor	32 Bit	32 Bit	32 Bit	32 Bit	32 Bit	32 Bit
Storage	Cards: 50,000 Face: 50,000 Fingerprint: 5,000 Events: 100,000	Cards: 50,000 Face: 50,000 Events: 50,000	Cards: 50,000 Face: 10,000 Fingerprint: 10,000(With fingerprint module) Events: 150,000	Cards: 500,000 Face: 100,000 Fingerprint: 10,000(With fingerprint module) Events: 150,000	Cards: 100,000 Face: 100,000 Events: 150,000	Cards: 100,000 Face: 100,000 Events: 150,000
Card Reading Mode	MIFARE 1 card	DS-K1T672M/DS-K1T672MW: Mifare card DS-K1T672E: 125 KHz EM card	DESfire card;Felica card;Mifare 1 card	DESfire card;Felica card;Mifare 1 card	DESfire card;Felica card;Mifare 1 card	DESfire card;Felica card;Mifare 1 card
Communication Mode	TCP / IP, Wi-Fi, RS-485, Wiegand, ISUP	TCP / IP, RS-485, Wiegand, ISUP, Wi-Fi(DS-K1T672MW)	TCP / IP, RS-485, Wiegand, ISUP, Wi-Fi(DS-K1T673DWX)	TCP / IP, RS-485, Wiegand, ISUP, Wi-Fi(DS-K1T673TDWX)	ISUP, Wiegand, RS-485, TCP/IP	ISUP, Wiegand, RS-485, TCP/IP, Wi-Fi
LCD Screen	7-inch LCD Touch screen; Resolution: 1024 × 600	7-inch capacitive touch screen with bezel-less design Resolution: 1024*600	7-inch LCD touch screen Resolution: 600 × 1024	7-inch LCD touch screen Resolution: 600 × 1024	8-inch LCD Touch screen; Resolution: 1280 × 800	8-inch LCD Touch screen; Resolution: 1280 × 800
Camera	2 MP dual-lens camera, with IR supplement light, WDR	2 MP wide-angle dual-lens	2 MP wide-angle dual-lens	2 MP wide-angle dual-lens	2 MP dual-lens camera, with IR supplement light, WDR	2 MP dual-lens camera, with IR supplement light, WDR
Face Authentication Duration	1:N<0.2s	1:N<0.2s	1:N<0.2s	1:N<0.2s	1:N<0.2s	1:N<0.2s
Face mask detection	Support	Support	Support	Support	Support	Support
Fingerprint Capacity	Max. 5,000 Fingerprints	-	10,000(With fingerprint module)	10,000(With fingerprint module)	10,000 (DS-K1T680DF-E1 only)	10,000 (DS-K1T680DFW only)
Input Interface	Door Sensor × 1, Alarm Input × 2, Tamper × 1, Exit Button × 1, USB × 1	Door Sensor × 1, IO Input × 2, Tamper × 1, Exit Button × 1, USB × 1	Door Sensor × 1, IO Input × 2, Tamper × 1, Exit Button × 1, USB × 1	Door Sensor × 1, IO Input × 2, Tamper × 1, Exit Button × 1, USB × 1	Network × 1, RS-485 × 1, Wiegand × 1, USB × 1, IO input × 2, door contact × 1, exit button × 1, tamper × 1	Network × 1, RS-485 × 1, Wiegand × 1, USB × 1, IO input × 2, door contact × 1, exit button × 1, tamper × 1
Output Interface	Lock × 1, Alarm Output × 1	Lock × 1, IO output × 1	Lock × 1, Alarm Output × 1	Lock × 1, Alarm Output × 1	Lock × 1, IO output × 1	Lock × 1, IO output × 1
Working Temperature	-30 °C to +60 °C (-22 °F to +140 °F)	-10 °C to 50 °C (-58 °F to 122 °F)	-30 °C to 60 °C (-22 °F to 140 °F)	-30 °C to 60 °C (-22 °F to 140 °F)	-30 °C to 60 °C (-22 °F to 140 °F)	-30 °C to 60 °C (-22 °F to 140 °F)
Protection Level	IP65	-	IP65	IP65	IP65	IP65
Working Humidity	10% to 90% (Non-Condensing)	10% to 90% (Non-Condensing)	0 to 90% (no condensing)	0 to 90% (no condensing)	10% to 90% (Non-Condensing)	10% to 90% (Non-Condensing)
Dimension	290 mm × 116.5 mm × 33 mm (11.41" × 4.59" × 1.30")	185.8 mm × 103.36 mm × 20.7 mm (7.31" × 4.07" × 0.81")	110.5 mm × 209.2 mm × 24 mm (4.35" × 8.24" × 0.94")	110.5 mm × 209.2 mm × 24 mm (4.35" × 8.24" × 0.94")	127.3 mm × 232.1 mm × 23.5 mm (5.0" × 9.1" × 0.9")	127.3 mm × 232.1 mm × 23.5 mm (5.0" × 9.1" × 0.9")

Model	DS-K1T680DG, DS-K1T680DFG	DS-K1T680DG1, DS-K1T680DFG1	DS-K1T690M-T, DS-K1T690MW DS-K1T690M-E1, DS-K1T690MF-X	DS-K1T981M, DS-K1T981MF	DS-K5671-ZV	DS-K5671-ZU	DS-K5671-ZH
Image	 Face Recognition Terminal	 Face Recognition Terminal	 Face Recognition Terminal	 Face Recognition Terminal	 Face Recognition Module for Turnstile	 Face Recognition Module for Turnstile	 Face Recognition Module for Turnstile
Power Supply	12 VDC/24 VDC Power Adapter	12 VDC/24 VDC Power Adapter	12 VDC/24 VDC Power Adapter, Standard PoE (DS-K1T690M-E1 only)	12 VDC/3 A	12 VDC, 2 A	12 VDC, 2 A	12 VDC, 2 A
Processor	32 Bit	32 Bit	32 Bit	32 Bit	32 Bit	32 Bit	32 Bit
Storage	Cards: 100,000 Face: 100,000 Events: 150,000	Cards: 100,000 Face: 100,000 Events: 150,000	Card: 150,000 Face: 100,000 Event: 150,000	Iris: 10,000 Card: 100,000 Face: 100,000 Event: 150,000	Face: 50,000 Events: 100,000	Face: 50,000 Events: 100,000	Face: 50,000 Events: 100,000
Card Reading Mode	DESfire card;Felica card;Mifare 1 card	DESfire card;Felica card;Mifare 1 card	Mifare 1 card	Mifare 1 card	-	-	-
Communication Mode	ISUP, Wiegand, RS-485, TCP/IP, 3G/4G(check datasheet for details)	ISUP, Wiegand, RS-485, TCP/IP, 3G/4G(check datasheet for details)	ISUP 5.0, Wiegand, RS-485, TCP/IP, Wi-Fi (DS-K1T690MW only)	ISUP 5.0, Wiegand, RS-485, TCP/IP, Wi-Fi	TCP / IP, Wi-Fi, RS-485, Wiegand, ISUP	TCP / IP, Wi-Fi, RS-485, Wiegand, ISUP	TCP / IP, Wi-Fi, RS-485, Wiegand, ISUP
LCD Screen	8-inch LCD Touch screen; Resolution: 1280 × 800	8-inch LCD Touch screen; Resolution: 1280 × 800	15.6-inch Capacitive touch screen, gesture recognition is available Resolution: 1920×1080	8-inch LCD capacitive touch screen Resolution: 1280 × 800	7-inch LCD Touch screen; Resolution: 1024 × 600	7-inch LCD Touch screen; Resolution: 1024 × 600	7-inch LCD Touch screen; Resolution: 1024 × 600
Camera	2 MP dual-lens camera, with IR supplement light, WDR	2 MP dual-lens camera, with IR supplement light, WDR	2 MP dual-lens camera, with IR supplement light, WDR	5 MP camera for iris recognition, 2 MP dual-lens camera, with IR supplement light, WDR	2 MP dual-lens camera, with IR supplement light, WDR	2 MP dual-lens camera, with IR supplement light, WDR	2 MP dual-lens camera, with IR supplement light, WDR
Face Authentication Duration	1:N<0.2s	1:N<0.2s	1:N<0.2s	Face: 1:N<0.2s Iris: < 1 s	1:N<0.2s	1:N<0.2s	1:N<0.2s
Face mask detection	Support	Support	Support	Support	Support	Support	Support
Fingerprint Capacity	10,000 (DS-K1T680DFG only)	10,000 (DS-K1T680DFG1 only)	10,000 (DS-K1T690MF-X only)	5,000 (DS-K1T981MF only)	-	-	-
Input Interface	Network × 1, RS-485 × 1, Wiegand × 1, USB × 1, IO input × 2, door contact × 1, exit button × 1, tamper × 1	Network × 1, RS-485 × 1, Wiegand × 1, USB × 1, IO input × 2, door contact × 1, exit button × 1, tamper × 1	Network × 2, RS-485 × 1, Wiegand × 1, USB × 1, IO input × 2, door contact × 1, exit button × 1, tamper × 1	Network × 1, RS-485 × 1, Wiegand × 1, USB × 1, IO input × 2, door contact × 1, exit button × 1, tamper × 1	Door Sensor × 1, IO input × 2, USB × 1	Door Sensor × 1, IO input × 2, USB × 1	Door Sensor × 1, IO input × 2, USB × 1
Output Interface	Lock × 1, IO output × 1	Lock × 1, IO output × 1	Lock × 1, Alarm Output × 1	Lock × 1, Alarm Output × 1	Lock × 1, IO output × 1	Lock × 1, IO output × 1	Lock × 1, IO output × 1
Working Temperature	-30 °C to 60 °C (-22 °F to 140 °F)	-30 °C to 60 °C (-22 °F to 140 °F)	-30 °C to 60 °C (-22 °F to 140 °F)	-30 °C to 60 °C (-22 °F to 140 °F)	-30 °C to +60 °C (-22 °F to +140 °F)	-30 °C to +60 °C (-22 °F to +140 °F)	-30 °C to +60 °C (-22 °F to +140 °F)
Protection Level	IP65	IP65	IP65	IP65 (It is recommended using the device indoors for iris recognition)	IP65	IP65	-
Working Humidity	10% to 90% (Non-Condensing)	10% to 90% (Non-Condensing)	10% to 90% (No condensing)	10% to 90% (No condensing)	10% to 90% (Non-Condensing)	10% to 90% (Non-Condensing)	10% to 90% (Non-Condensing)
Dimension	127.3 mm × 232.1 mm × 23.5 mm (5.0" × 9.1" × 0.9")	127.3 mm × 232.1 mm × 23.5 mm (5.0" × 9.1" × 0.9")	432 mm × 251 mm × 35 mm (17.0" × 9.9" × 1.4")	126 mm × 232 mm × 27 mm (5.0" × 9.1" × 1.1")	428.71 mm × 126.6 mm × 100 mm (16.88" × 4.98" × 3.94")	325.19 mm × 126.6 mm × 60.79 mm (12.8" × 4.98" × 2.4")	236.96 mm × 126.6 mm × 86.54 mm (9.33" × 4.98" × 3.41")

Visitor Terminal

Model	DS-K5032	DS-K5032-D	DS-K5032-3XFD
Image	 <div>NEW</div> <div>Visitor Terminal</div>	 <div>NEW</div> <div>Visitor Terminal</div>	 <div>NEW</div> <div>Visitor Terminal</div>
Operation system	Android 7.1.2	Android 7.1.2	Android 7.1.2
Screen size	10.1-inch LCD touch screen	For Administrator: 10.1-inch LCD touch screen For visitor: 10.1-inch display screen	For Administrator: 10.1-inch LCD touch screen For visitor: 10.1-inch display screen
Screen Resolution	1280 × 800	1280 × 800	1280 × 800
Camera	Dual lens 2MP camera with WDR feature	Dual lens 2MP camera with WDR feature	Dual lens 2MP camera with WDR feature
Temperature measurement	-	-	range: 30 °C to 45 °C (86 °F to 113 °F) accuracy: 0.1 °C deviation: ± 0.5 °C, without black body calibration distance: 0.3 to 2 m
Network	10/100/1000 M self-adaptive	10/100/1000 M self-adaptive	10/100/1000 M self-adaptive
Wi-Fi	Support	Support	Support
Card Reading Mode	0 to 4cm	0 to 4cm	0 to 4cm
Card Authentication Duration	<1 s	<1 s	<1 s
Power Supply	12 VDC / 3A	12 VDC / 3A	12 VDC / 3A
Input Interface	USB × 2	USB × 2	USB × 2
Working Temperature	-10°C to +50°C (14°F to +122°F)	-10°C to +50°C (14°F to +122°F)	-10°C to +50°C (14°F to +122°F)
Working Humidity	10% to 90% (Non-Condensing)	10% to 90% (Non-Condensing)	10% to 90% (Non-Condensing)

Access Control

MinMoe Temperature Screening Terminal











Touch-free, Access is Easier than Ever

Ensure Security with Various Terminals

- Thermographic technology
- Displays real-time skin-surface temperature
- Face mask detection
- Web configuration
- Flexible deployment



MinMoe
Face Recognition Terminals

Model	DS-K1T671TM-3XF	DS-K1TA70MI-T	DS-K5671-3XF/ZU	DS-K5604A-3XF/V
Image	  	  	 	 
Power Supply	12 VDC/2 A	12 VDC/2 A	12 VDC/2 A	12 VDC/2 A
Processor	32 Bit	32 Bit	32 Bit	32 Bit
Storage	Face: 50,000 Card: 50,000 Event: 100,000	Face: 6,000 Card: 6,000 Event: 100,000	Face: 50,000 Event: 100,000	Face: 50,000 Event: 100,000
Temperature range	30 °C to 45 °C (86 °F to 113 °F)	30 °C to 45 °C (86 °F to 113 °F)	30 °C to 45 °C (86 °F to 113 °F)	30 °C to 45 °C (86 °F to 113 °F)
Temperature accuracy	±0.5 °C, without black body calibration	±0.5 °C	±0.5 °C, without black body calibration	±0.5 °C, without black body calibration
Measuring distance	0.3 to 2 m	0.3 to 1.8 m	0.3 to 2 m	0.3 to 2 m
Face mask detection	Support	Support	Support	Support
Card Reading Mode	MIFARE 1 card	MIFARE 1 card	N/A	N/A
Communication Mode	10/100/1000 Mbps self-adaptive	10/100/1000 Mbps self-adaptive	10/100/1000 Mbps self-adaptive	10/100/1000 Mbps self-adaptive
LCD Screen	7 inch touch screen	7 inch touch screen	7 inch touch screen	10.1 inch touch screen
Camera	2 MP dual-lens camera, WDR	2 MP dual-lens camera, WDR	2 MP dual-lens camera, WDR	2 MP dual-lens camera, WDR
Input Interface	Network × 1, RS-485 × 1, Wiegand × 1, USB × 2, alarm input × 2, door contact × 1, exit button × 1, tamper × 1	Network × 1, RS-485 × 1, Wiegand × 1, USB × 2, alarm input × 2, door contact × 1, exit button × 1, tamper × 1	Network × 1, RS-485 × 1, Wiegand × 1, USB × 1, door contact × 1, exit button × 1, tamper × 1	Network × 1, RS-485 × 1, Wiegand × 1, USB × 2, door contact × 1, exit button × 1, tamper × 1
Output Interface	lock × 1, alarm output × 1	lock × 1, alarm output × 1	lock × 1	lock × 1
Working Temperature	0 °C to 50 °C (32 °F to 122 °F) For temperature measurement: 10 °C to 35 °C (50 °F to 95 °F)	0 °C to 50 °C (32 °F to 122 °F) For temperature measurement: 10 °C to 35 °C (50 °F to 95 °F)	0 °C to 50 °C (32 °F to 122 °F) For temperature measurement: 10 °C to 35 °C (50 °F to 95 °F)	0 °C to 50 °C (32 °F to 122 °F) For temperature measurement: 10 °C to 35 °C (50 °F to 95 °F)
Working Humidity	10 to 90% (Non-condensing)	10 to 90% (Non-condensing)	10 to 90% (Non-condensing)	10 to 90% (Non-condensing)
Dimension	282.78mm x 116.5mm x 36.7mm [11.13" x 4.59" x 1.44"]	290mm x 116.5mm x 35 mm [11.42" x 4.59" x 1.38"]	366.6mm x 126.6mm x 122.1mm [14.43" x 4.98" x 4.81"]	1398.95mm x 172mm x 250.71mm [55.08" x 6.77" x 9.87"]

Access Control

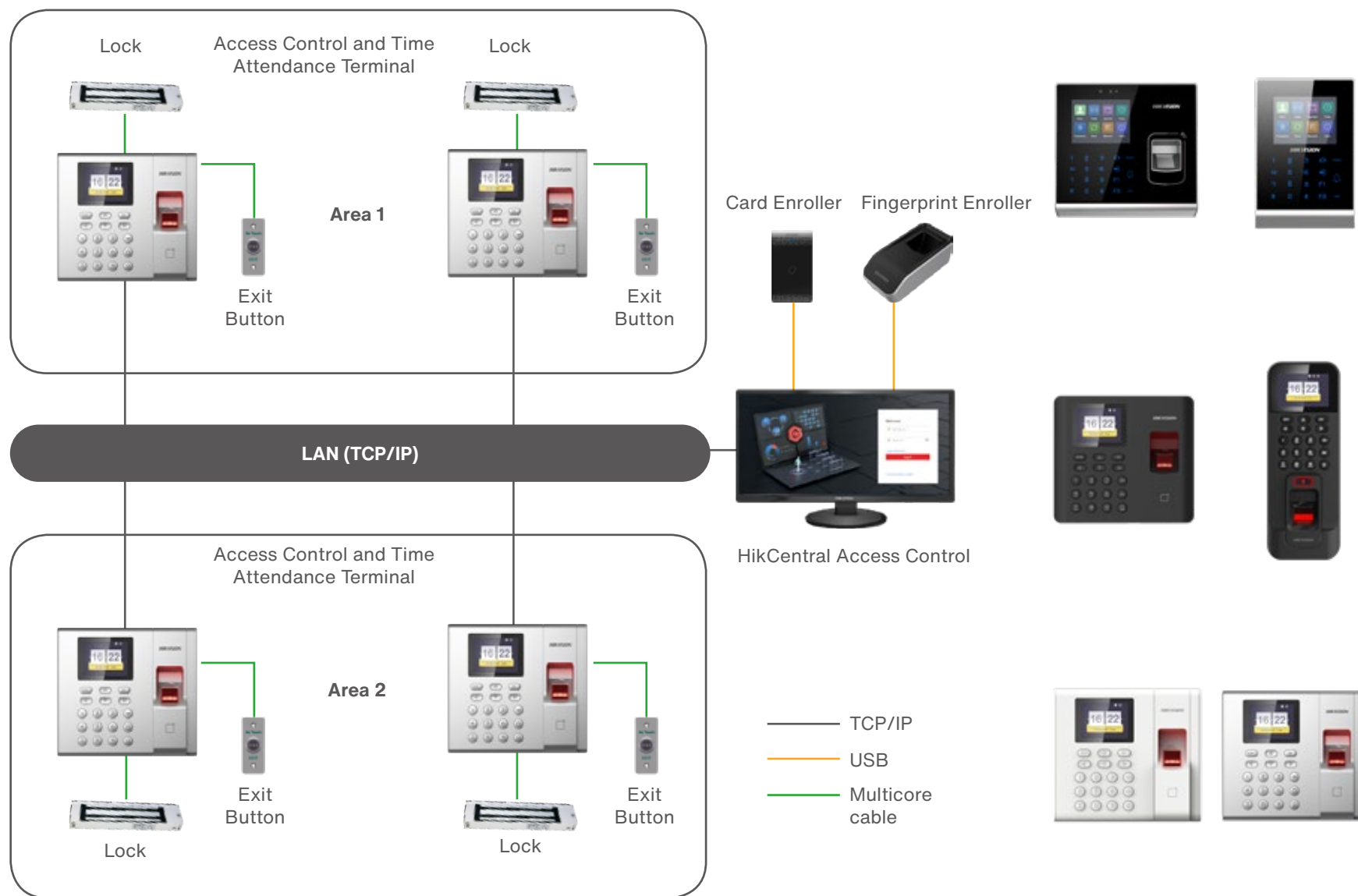
Fingerprint / Card Terminal

Ensure Security with Various Terminals






Hikvision's economical standalone terminal integrates its latest fingerprint algorithm. Identification is faster and time attendance reports are more accurate. Applications for this technology in the SMB market are expansive, including shops, retail stores, and more. Hikvision's access control brings power and efficiency to your business.





- > **Multiple authentication methods:** custom combinations of fingerprints / cards / passwords
- > **Supports access control secure module,** vastly improving security levels
WAN connection by ISUP protocol supports multiple-location management
- > **Multiple methods to enroll fingerprints:** local devices / remote devices / fingerprint enrollers
- > **Import / export system parameters via USB**
- > **Local time & attendance recording**
(DS-K1T8003 / DS-K1A8503 / DS-K1T804A / DS-K1T804B/ DS-K1A802A)













Fingerprint Terminal

Model	DS-K1A802AF/AMF/AEF	DS-K1A802AF/AMF/AEF-B	DS-K1T804AF/AMF/AEF	DS-K1T804BFBMF/BEF	DS-K1A8503F/MF/EF
Image	 Fingerprint Time Attendance Terminal	 Fingerprint Time Attendance Terminal (Support backup battery)	 Fingerprint Access Control Terminal	 Fingerprint Access Control Terminal	 Fingerprint Time Attendance Terminal
Power Supply	5 VDC/1A	5 VDC/1A	12 VDC /1A	12 VDC /1A	5 VDC / 1A
Processor	32 Bit	32 Bit	32 Bit	32 Bit	32 Bit
Storage	Cards: 3,000 Fingerprint: 3,000 Events: 100,000 Attendance Records: 150,000	Cards: 3,000 Fingerprint: 3,000 Events: 100,000 Attendance Records: 150,000	Cards: 3,000 Fingerprint: 3,000 Events: 100,000 Attendance Records: 150,000	Cards: 3,000 Fingerprint: 3,000 Events: 100,000 Attendance Records: 150,000	Cards: 1,000 Fingerprint: 1,000 Events: 100,000
Card Reading Mode	EM Card (For E seires) MIFARE 1 Card (For M series) (Swiping Card is Not Available for DS-K1A802AF)	EM Card (For E seires) MIFARE 1 Card (For M series) (Swiping Card is Not Available for DS-K1A802AF-B)	EM Card (For E seires) MIFARE 1 Card (For M series) (Swiping Card is Not Available for DS-K1T804AF)	EM Card (For E seires) MIFARE 1 Card (For M series) (Swiping Card is Not Available for DS-K1T804BF)	EM Card (For E seires) MIFARE 1 Card (For M series) (Swiping Card is Not Available for DS-K1A8503F)
Communication Mode	TCP / IP, Wi-Fi, ISUP	TCP / IP, Wi-Fi, ISUP	TCP / IP, Wi-Fi, RS-485 (For Secure Door Control Unit), Wiegand, ISUP	TCP / IP, Wi-Fi, Wiegand, ISUP	TCP / IP, ISUP
LCD Screen	2.4-inch LCD display screen	2.4-inch LCD display screen	2.4-inch (320× 240 LCD-TFT display screen)	2.4-inch (320× 240 LCD-TFT display screen)	2.4-inch LCD display screen
Camera	-	-	-	-	-
Fingerprint Capacity	Max. 3,000 Fingerprints	Max. 3,000 Fingerprints	Max. 3,000 Fingerprints	Max. 3,000 Fingerprints	Max. 1,000 Fingerprints
Fingerprint Authentication Duration	1:N<1s	1:N<1s	1:N<1s	1:N<1s	1:N<1s
Input Interface	USB	USB	Network × 1, RS-485 × 1, Wiegand × 1, USB × 1, IO input × 1, door contact × 1, exit button × 1, tamper × 1	Network × 1, Wiegand × 1, USB × 1, IO input × 1, door contact × 1, exit button × 1, tamper × 1	USB
Output Interface	-	-	Lock Relay × 1, IO Output × 1	Lock Relay × 1, IO Output × 1	-
LED Indicator	Power / Status	Power / Status	Power / Status	Power / Status	Power / Status
Working Temperature	-10 ° C to 55 ° C (14 ° F to 131 ° F)	-10 ° C to 55 ° C (14 ° F to 131 ° F)	-10 ° C to 55 ° C (14 ° F to 131 ° F)	-10 ° C to 55 ° C (14 ° F to 131 ° F)	-10 ° C to 55 ° C (14 ° F to 131 ° F)
Working Humidity	10% to 90% (Non-Condensing)	10% to 90% (Non-Condensing)	10% to 90% (Non-Condensing)	10% to 90% (Non-Condensing)	10% to 90% (Non-Condensing)
Dimension	140 mm × 155 mm × 30 mm (5.51" × 6.01" × 1.18")	140 mm × 155 mm × 30 mm (5.51" × 6.01" × 1.18")	205mm×76.5mm×37 mm (8.07"×3.01"×1.46")	205mm×76.5mm×37 mm (8.07"×3.01"×1.46")	140 mm × 155 mm × 30 mm (5.51" × 6.01" × 1.18")

Model	DS-K1A8503F/MF/EF-B	DS-K1T8003F/MF/EF	DS-K1T201AMF/EF	DS-K1T501SF
Image	 <p>Fingerprint Time Attendance Terminal (Support backup battery)</p>	 <p>Fingerprint Access Control Terminal</p>	 <p>Fingerprint Access Control Terminal</p>	 <p>Video Access Control Terminal</p>
Power Supply	5 VDC / 1A	12 VDC /1A	12 VDC/2A	12 VDC/1A
Processor	32 Bit	32 Bit	32 Bit	32 Bit
Storage	Cards: 1,000 Fingerprint: 1,000 Events: 100,000	Cards: 1,000 Fingerprint: 1,000 Events: 100,000	Cards: 100,000 Fingerprint: 5,000 Events: 300,000	Cards: 50,000 Fingerprint: 5,000 Events: 200,000
Card Reading Mode	EM Card (For E series) MIFARE 1 Card (For M series) (Swiping Card is Not Available for DS-K1A8503F-B)	EM Card (For E series) MIFARE 1 Card (For M series) (Swiping Card is Not Available for DS-K1T8003F)	EM Card (For E series) MIFARE 1 card (For M series)	MIFARE 1 Card
Communication Mode	TCP / IP, ISUP	TCP / IP, ISUP	TCP / IP, Wi-Fi, RS-485, Wiegand	TCP / IP, Wi-Fi, RS-485, Wiegand
LCD Screen	2.4-inch LCD Display Screen	2.4-inch LCD Display Screen	2.8-inch LCD	-
Camera	-	-	-	2 MP, Video Recording
Fingerprint Capacity	Max. 1,000 Fingerprints	Max. 1,000 Fingerprints	Max. 5,000 Fingerprints	Max. 5,000 Fingerprints
Fingerprint Authentication Duration	1:N<1s	1:N<1s	1:N<1s	1:N<1s
Input Interface	USB	Exit Button × 1, Door Sensor × 1, USB × 1	Network × 1, RS-485 × 1, Wiegand × 1, USB × 1, IO input × 2, door contact × 1, exit button × 1, tamper × 1	Doorbell Button × 1, Door Sensor × 1, Alarm Input × 2, Exit Button × 1, Tamper × 1
Output Interface	-	Lock Relay × 1, Doorbell Output × 1	IO output × 1, Lock Relay × 1	Lock × 1, Alarm Output (Doorbell) × 1
LED Indicator	Power / Status	Power / Status	Power / Status	Power / Status
Working Temperature	-10 °C to 55 °C (14 °F to 131 °F)	-10 °C to 55 °C (14 °F to 131 °F)	-30 °C to 60 °C (-22 °F to 140 °F)	IP65, -40°C to 60°C (-40° F to 140° F)
Working Humidity	10% to 90% (Non-Condensing)	10% to 90% (Non-Condensing)	10% to 90%	10% to 90% (Non-Condensing)
Dimension	140 mm × 155 mm × 30 mm (5.51" × 6.01" × 1.18")	140 mm × 155 mm × 30 mm (5.51" × 6.01" × 1.18")	137 mm × 142 mm × 35 mm (5.4" × 5.6" × 1.4")	218mm × 78mm × 41mm (8.58" × 3.07" × 1.61")

Model	DS-K1T502DBWX	DS-K1T502DBWX-C	DS-K1T502DBFWX	DS-K1T502DBFWX-C
Image	 Access Control Terminal	 Access Control Terminal	 Access Control Terminal	 Access Control Terminal
Power Supply	12 V - 24 VDC 1 A	12 V - 24 VDC 1 A	12 V - 24 VDC 1 A	12 V - 24 VDC 1 A
Processor	32 Bit	32 Bit	32 Bit	32 Bit
Storage	Cards: 100,000 Events: 300,000	Cards: 100,000 Events: 300,000	Cards: 100,000 Fingerprint: 10,000 Events: 300,000	Cards: 100,000 Fingerprint: 10,000 Events: 300,000
Card Reading Mode	Mifare 1 card DESfire card Felica card	Mifare 1 card DESfire card Felica card	Mifare 1 card DESfire card Felica card	Mifare 1 card DESfire card Felica card
Communication Mode	TCP / IP, Wi-Fi, RS-485, Wiegand, Bluetooth	TCP / IP, Wi-Fi, RS-485, Wiegand, Bluetooth	TCP / IP, Wi-Fi, RS-485, Wiegand, Bluetooth	TCP / IP, Wi-Fi, RS-485, Wiegand, Bluetooth
LCD Screen	-	-	-	-
Camera	-	2 MP	-	2 MP
Fingerprint Capacity	-	-	10,000	10,000
Fingerprint Authentication Duration	-	-	1:N<1s	1:N<1s
Input Interface	Doorbell Button × 1, Door Sensor × 1, Alarm Input × 1, Exit Button × 1, Tamper × 1	Doorbell Button × 1, Door Sensor × 1, Alarm Input × 1, Exit Button × 1, Tamper × 1	Doorbell Button × 1, Door Sensor × 1, Alarm Input × 1, Exit Button × 1, Tamper × 1	Doorbell Button × 1, Door Sensor × 1, Alarm Input × 1, Exit Button × 1, Tamper × 1
Output Interface	Lock × 1, Alarm Output (Doorbell) × 1	Lock × 1, Alarm Output (Doorbell) × 1	Lock × 1, Alarm Output (Doorbell) × 1	Lock × 1, Alarm Output (Doorbell) × 1
LED Indicator	Power / Status	Power / Status	Power / Status	Power / Status
Working Temperature	IK09, IP65 -40 °C to +70 °C (-40 °F to +158 °F)	IK09, IP65 -40 °C to +70 °C (-40 °F to +158 °F)	IK09, IP65 -40 °C to +70 °C (-40 °F to +158 °F)	IK09, IP65 -40 °C to +70 °C (-40 °F to +158 °F)
Working Humidity	10% to 90% (Non-Condensing)	10% to 90% (Non-Condensing)	10% to 90% (Non-Condensing)	10% to 90% (Non-Condensing)
Dimension	177mm × 81mm × 26mm [6.97" × 3.19" × 1.02"]	177mm × 81mm × 26mm [6.97" × 3.19" × 1.02"]	177mm × 81mm × 26mm [6.97" × 3.19" × 1.02"]	177mm × 81mm × 26mm [6.97" × 3.19" × 1.02"]

Card Terminal

Model	DS-K1T105AM/E	DS-K1T801M/E	DS-K1T802M/E	DS-K1T500S
Image	 Standalone Access Control Terminal	 Standalone Access Control Terminal	 Standalone Access Control Terminal	 Video Access Control Terminal
Power Supply	12 VDC	12 VDC	12 VDC	12 VDC
Processor	32 Bit	32 Bit	32 Bit	32 Bit
Storage	Cards: 100,000 Events: 300,000	Cards: 3,000	Cards: 3,000 Events: 10,000	Cards: 50,000 Events: 200,000
Card Reading Mode	EM Card (for E series) MIFARE 1 card (for M series)	EM Card (for E series) MIFARE 1 Card (for M series)	EM Card (for E series) MIFARE 1 Card (for M series)	MIFARE 1
Communication Mode	TCP / IP, Wi-Fi, RS-485, Wiegand	-	TCP/IP	TCP / IP, Wi-Fi, RS-485, Wiegand
LCD Screen	2.8-inch LCD	-	128 × 64 STN Screen	-
Camera	-	-	-	2 MP, Video Monitor & Recording
Input Interface	Network × 1, RS-485 × 1, Wiegand × 1, USB × 1, IO input × 2, door contact × 1, exit button × 1, tamper × 1	Exit Button × 1, Door Sensor × 1	Exit Button × 1, Door Sensor × 1	Doorbell Button × 1, Door Sensor × 1, Alarm Input × 2, Exit Button × 1, Tamper × 1
Output Interface	IO output × 1, Lock Relay × 1	Doorbell × 1, Lock Relay × 1	Doorbell × 1, Lock Relay × 1	Lock × 1, Alarm Output (Doorbell) × 1
LED Indicator	Power / Status	Power / Status	Power / Status	-
Working Temperature	-20°C to 65°C (-4°F to 149°F)	-20°C to +65°C (-4°F to 149°F)	-20°C to +65°C (-4°F to 149°F)	IP65, -40°C to +60°C (-40°F to 140°F)
Working Humidity	10% to 90%	10% to 90% (Non-Condensing)	10% to 90% (Non-Condensing)	10% to 90% (Non-Condensing)
Dimension	137 mm × 142 mm × 35 mm (5.4" × 5.6" × 1.4")	126.5 mm × 94.5 mm × 24 mm (4.98" × 3.72" × 0.94")	126.5 mm × 94.5 mm × 24 mm (4.98" × 3.72" × 0.94")	218 mm × 78 mm × 41 mm (8.58" × 3.07" × 1.61")

Access Control

Kit

Single-door access control solution

- One-stop purchasing
- Convenient delivery as a kit





Face Recognition Terminal Kit

DS-KAS541

Face recognition terminal: DS-K1T341AMF x 1

Touch-free button: DS-K7P03 x 1

Single-door magnetic lock: DS-K4H258S x 1

Lock bracket: DS-K4H258-LZ x 1

M1 card: FM11RF08-M1 x 3



Fingerprint Terminal Kit

DS-KAS261

Fingerprint terminal: DS-K1T804AMF x 1

Push button: DS-K7P02 x 1

Single-door magnetic lock: DS-K4H258S x 1

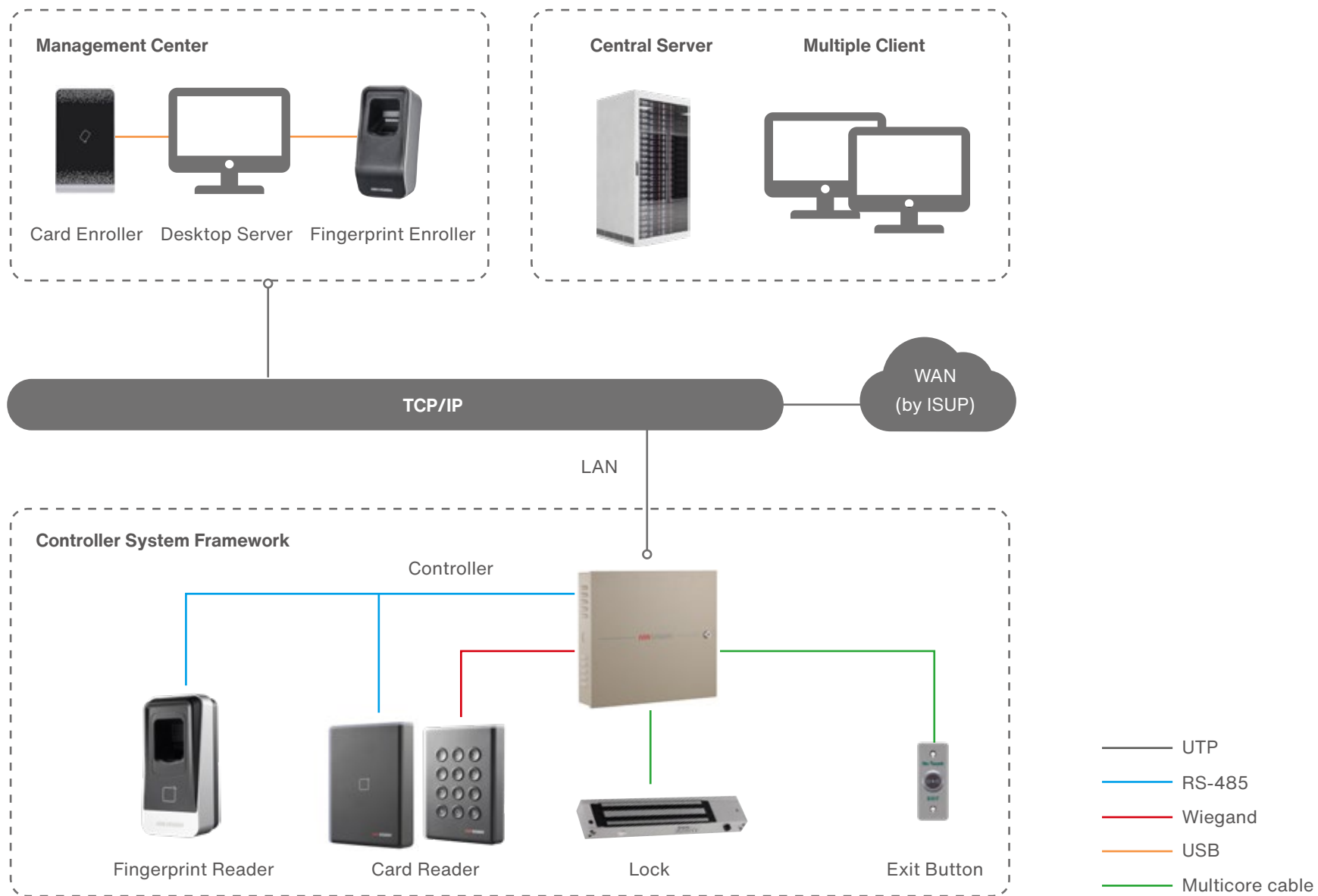
Lock bracket: DS-K4H258-LZ x 1




Access Control

Access Controller

Take Control of Security, Take Control of Your Life

- › Multi-door control
- › Optional backup battery (DS-K2600T & DS-K2600G series)
- › 3rd-Party Wiegand reader accessible
- › Supports ISAPI and OSDP protocol
- › Supports interlock, anti-passback, and advanced access control functions
- › Supports zone Alarm Input and 3rd-party fire alarm linkage
- › Data is stored locally in the event of sudden power outage
- › WAN connection by ISUP protocol, multiple location management



Model	DS-K2801/02/04	DS-K2601T/02T/04T	DS-K2601/02/04-G
Image	 <p>K2800 Series Access Controller</p>	 <p>K260XT Series Access Controller</p>	 <p>K260X-G Series Access Controller</p>
Working Voltage	12 VDC	12 VDC	12 VDC
Input Voltage	100-240 VAC	100-240 VAC	100-240 VAC
Processor	32 bit	32 bit	32 bit
Uplink Communication Interface	TCP / IP	TCP / IP, RS485, ISUP	TCP / IP, RS485, ISUP
Downlink Communication Interface	Wiegand	RS485 & Wiegand / OSDP	RS485 & Wiegand / OSDP
Storage	Cards: 10,000 Events: 50,000	Cards: 100,000 Events: 300,000	Cards: 100,000 Events: 300,000
LED Indicator	Power Supply Status, Communication Status, Working Status	Power Supply Status, Communication Status, Working Status	Power Supply Status
Built-in Clock	Yes	Yes	Yes
Accessible Card Reader	Wiegand Reader: 2/4/4	RS485 Reader: 2/4/8 Wiegand Reader: 2/4/4	RS485 Reader: 2/4/8 Wiegand Reader: 2/4/4
Input Interface	Case Input: 1/2/4 Door Sensor: 1/2/4 Exit Button: 1/2/4	Alarm Input: 4/4/4 Case Input: 2/4/8 Door Sensor: 1/2/4 Exit Button: 1/2/4	Alarm Input: 4/4/4 Case Input: 2/4/8 Door Sensor: 1/2/4 Exit Button: 1/2/4
Output Interface	Lock Relay: 1/2/4 Alarm Output: 1/2/4	Lock Relay: 1/2/4 Alarm Output: 2/4/4	Lock Relay: 1/2/4 Alarm Output: 2/4/4
Operating Temperature	-20°C to +65°C (-4°F to 149°F)	-20°C to +65°C (-4°F to +149°F)	-20°C to +65°C (-4°F to +149°F)
Working Humidity	10% to 90% (Non-Condensing)	10% to 90% (Non-Condensing)	10% to 90% (Non-Condensing)
Dimensions (L×W×H)	285 mm × 237 mm × 69 mm [11.22" × 9.33" × 2.72"]	370 mm × 345 mm × 90 mm [14.6" × 13.6" × 3.5"]	474.3 mm × 398 mm × 99.7 mm [18.68" × 15.67" × 3.93"]

Access Control







Reader

Multiple Verification Methods for Security Professionals


- Compound verification methods
- EM / MIFARE 1 / Desfire card options
- Outdoor models with IP65 / IK10 rating
- Optional touch keypad





Card Reader

Model	DS-K1101M/MK	DS-K1102A E/M/EK/MK/K	DS-K1103M/MK	DS-K1104M/MK	DS-K1107AE/AEK/AM/AMK	DS-K1108A E/M/D/EK/MK/DK
Image	 K1100 Series Card Reader	 K1100 Series Card Reader	 K1100 Series Card Reader	 K1100 Series Card Reader	 K1100 Series Card Reader	 K1100 Series Card Reader
Reading Frequency	13.56 MHz	125 KHz(For E Series)/13.56 MHz(For M Series)	13.56 MHz	13.56 MHz	125 KHz(For E Series)/13.56 MHz(For M Series)	125 KHz(For E Series)/13.56 MHz(For M&S Series)
Reading Range	≤50 mm (≤1.97")	EM Card: ≤100 mm (≤3.94") Mifare 1 Card: ≤50 mm (≤1.97")	≤50 mm (≤1.97")	≤50 mm (≤1.97")	≤50 mm (≤1.97")	EM Card: ≤100 mm (≤3.94") Mifare 1 Card: ≤50 mm (≤1.97") Desfire Card: ≤30 mm (≤1.18") Felica Card: ≤30 mm (≤1.18")
Shell Material	PC+ABS	PC+ABS	PC+ABS	PC & Zinc-Alloy	PC+ABS	PC+ABS
Communication Mode	RS485/Wiegand	RS485/Wiegand	RS485/Wiegand	RS485/Wiegand	RS485/Wiegand	RS485/Wiegand
ID Settings	Via DIP Switch	Via DIP Switch	Via DIP Switch	Via DIP Switch	Via DIP Switch	Via DIP Switch
Audio Alert	Beeper	Beeper	Beeper	Beeper	Beeper	Beeper
Power	12 VDC	12 VDC	12 VDC	12 VDC	12V DC	12 VDC
Power Consumption	≤2 W	≤2 W	≤2 W	≤2 W	≤2 W	≤2 W
LED Indicator	Power Indicator; Status LED Indicator	Power Indicator; Status LED Indicator	Power Indicator; Status LED Indicator	Power Indicator; Status LED Indicator	Power Indicator; Status Indicator	Power Indicator; Status LED Indicator
Operating Temperature	-20°C to +65°C (-4°F to 149°F)	-20°C to +65°C (-4°F to 149°F)	-20°C to +65°C (-4°F to 149°F)	-20°C to +65°C (-4°F to 149°F)	-20°C to +65°C (-4°F to 149°F)	-20°C to +65°C (-4°F to 149°F)
Operating Humidity	10% to 90% (Non Condensing)	10% to 90% (Non Condensing)	10% to 90% (Non Condensing)	10% to 90% (Non Condensing)	10% to 90% (Non Condensing)	10% to 90% (Non Condensing)
Protection Level	IP 54	IP 54	IP 54	IP 65 IK10	IP 65	IP 65
Dimensions (L×W×H)	132.0 mm × 92.3 mm × 20.5 mm (5.20" × 3.63" × 0.81")	121 mm × 86.5 mm × 14 mm (4.76" × 3.41" × 0.55")	129 mm × 76 mm × 14.7 mm (5.08" × 2.99" × 0.58")	118 mm × 70 mm × 23 mm (4.65" × 2.99" × 0.91")	115 mm × 44 mm × 22 mm (4.53" × 1.73" × 0.87")	123 mm × 88 mm × 21 mm (4.53" × 3.46" × 0.83")
Installing Method	Applied for 120 Gang Box Only	Applied for 86/120 Gang Box	Applied for 120 Gang Box Only	Applied for 86 & 120 Gang Box	Wall mounting with screws. The Gang Box is not supported	Wall Mounting with Screws; Applied for 86/120 Gang Box

Fingerprint Reader

Model	DS-K1201AMF/AEF
Image	 <p>Fingerprint Reader</p>
Reading Frequency	125 KHz(For E Series)/13.56 MHz(For M Series)
Reading Range	30 mm (1.18") to 100 mm (3.94")
FP Module	Optional Fingerprint Module
FP Capacity	5,000
Comparison Time	1:1 ≤ 1s 1:N ≤ 1.5s
Shell Material	PC+ABS
Communication Mode	RS-485
ID Settings	Via DIP Switch
Audio Alert	Beeper
Power	12V DC ± 10%
Power Consumption	≤6 W
LED Indicator	Power Indicator; Status LED Indicator
Operating Temperature	-40 °C to 70 °C (-40 °F to 158 °F)
Operating Humidity	10% to 90% (No Condensing)
Protection Level	IP65
Dimensions (L×W×H)	62mm × 132mm × 44mm (2.44" × 5.20" × 1.73")
Installing Method	Surface Mounting

Wiegand Reader

Model	DS-K1801M/MK/E/EK	DS-K1802M/MK/E/EK
Image	 <p>Wiegand Card Reader</p>	 <p>Wiegand Card Reader</p>
Reading Frequency	125 KHz(For E Series)/13.56 MHz(For M Series)	125 KHz(For E Series)/13.56 MHz(For M Series)
Reading Range	EM Card: ≤100 mm (3.94") Mifare Card: ≤50 mm (1.97")	EM Card: ≤100 mm (3.94") Mifare Card: ≤50 mm (1.97")
Shell Material	PC+ABS	PC+ABS
Communication Mode	Wiegand	Wiegand
Audio Alert	Beeper	Beeper
Power	12 VDC	12 VDC
Power Consumption	≤1.6 W	≤1.6 W
LED Indicator	Power Indicator; Status LED Indicator	Power Indicator; Status LED Indicator
Operating Temperature	-20°C to +65°C (-4°F to 149°F)	-20°C to +65°C (-4°F to 149°F)
Operating Humidity	10% to 90% (Non Condensing)	10% to 90% (Non Condensing)
Protection Level	IP 65	IP 65
Dimensions (L×W×H)	87 mm × 87 mm × 13.3 mm (3.43" × 3.43" × 0.52")	115.9 mm × 43.3 mm × 17 mm (4.56" × 1.70" × 0.67")
Installing Method	Wall Mounting with Screws; 86 Gang Box	Wall Mounting with Screws; Do Not Support Gang Box

Access Control


Card / Fingerprint / Face Enroller

Efficient Credential Enrollment Devices


- Supports MIFARE 1 and EM card enrollment
- Supports fingerprint and face enrollment
- Supports touch screen (DS-K1F600 series)



Fingerprint Enroller

Model	DS-K1F820-F
Image	 <div>Fingerprint Enroller</div>
Fingerprint Reader	Optical, Red Backlight
Resolution	508 dpi
Fingerprint Template Size	256 × 288 (pixel)
Interface	USB 2.0
LED Light	N/A
Working Temperature	-30°C to +70°C (-22°F to 158°F)
Working Current	5 VDC, 200 mA
Dimensions (L×W×H)	100 mm × 48 mm × 35 mm (3.9" × 1.9" × 1.4")
System	Windows XP, Windows 7, and Windows 10

Card Enroller

Model	DS-K1F100-D8E
Image	 <div>Card Enroller</div>
Card Reading Frequency	13.56MHz and 125KHz
Card Type	Standard IC Card and ID (EM) Card
Protocol	ISO 14443 Type A/B Standard and ISO 7816 Standard
Interface	USB 2.0; Driver Free
LED Light	LED Indicator: Indicates Power and the Communication Status
Working Temperature	-20°C to +65°C (4° F to 149° F)
Working Current	5 VDC, 200 mA
Dimensions (L×W×H)	117 mm × 67.5 mm × 14.3 mm (4.6" × 2.66" × 0.56")
System	Windows XP, Windows 7, Windows 8 and Windows 10

Multi-biometric Enroller

Model	DS-K1F600U-D6E	DS-K1F600U-D6E-F
Image	 <div>Face, Card Enroller</div>	 <div>Face, Fingerprint, Card Enroller</div>
LCD Screen	3.97-inch touch screen, Resolution: 800*480	3.97-inch touch screen, Resolution: 800*480
Camera	2 MP dual-lens camera, with IR supplement light, WDR	2 MP dual-lens camera, with IR supplement light, WDR
Communication Mode	TCP/IP, Wi-Fi, USB	TCP/IP, Wi-Fi, USB
Card type	EM card, Mifare 1 card, DESfire card, Felica card	EM card, Mifare 1 card, DESfire card, Felica card
Fingerprint	-	Support
Offline Picture storage	2000	2000
Interface	USB, Type C USB	USB, Type C USB
Working Temperature	-10°C to +50°C (14°F to 122°F)	-10°C to +50°C (14°F to 122°F)
Working Humidity	10% to 90%	10% to 90%
Working Current	12 V, 1.25 A	12 V, 1.25 A
Dimensions (L×W×H)	121.6 mm × 137.9 mm × 125 mm (4.8" × 5.4" × 4.9")	121.6 mm × 137.9 mm × 125 mm (4.8" × 5.4" × 4.9")
System	Windows XP, Windows 7, and Windows 10	Windows XP, Windows 7, and Windows 10

Access Control

Elevator Controller

Dual Confirmation for Smart Buildings

- Maximum 128 Floors
- Fingerprint / card valid
- Button mode / auto mode / call elevator mode



Elevator Controller

Model	DS-K2210	DS-K2M0016A
Image	 Main Elevator Controller	 Sub Elevator Controller
Working Voltage	12 VDC	12 VDC
Power Consumption	≤4 W (without load)	≤2 W (without load)
Processor	32 bit	32 bit
Uplink Communication Interface	TCP/IP	RS-485
Downlink Communication Interface	RS-485, Wiegand	-
Storage	20,000 Cards and 50,000 Events	-
LED Indicator	Power Supply Status, Communication Status, Working Status	Power Supply Status, Communication Status, Working Status
Built-in Clock	Yes	-
Accessible Card Reader	RS-485 Reader: 2 Wiegand Reader: 2 Maximum 2 readers work at same time	-
Input Interface	1 Panic Button; 1 Fire Alarm Button; 1 Maintenance Button Case Input: 2	Alarm Input: 2
Output Interface	Relay Outputs: 5	Relay Outputs: 16
Operating Temperature	-40°C to +70°C (-40°F to 158°F)	-40°C to +70°C (-40°F to 158°F)
Working Humidity	0% to 90% (Non-Condensing)	0% to 90% (Non-Condensing)
Dimensions (L×W×H)	167 mm × 105 mm × 30 mm (6.57" × 4.13" × 1.18")	167 mm × 105 mm × 30 mm (6.57" × 4.13" × 1.18")

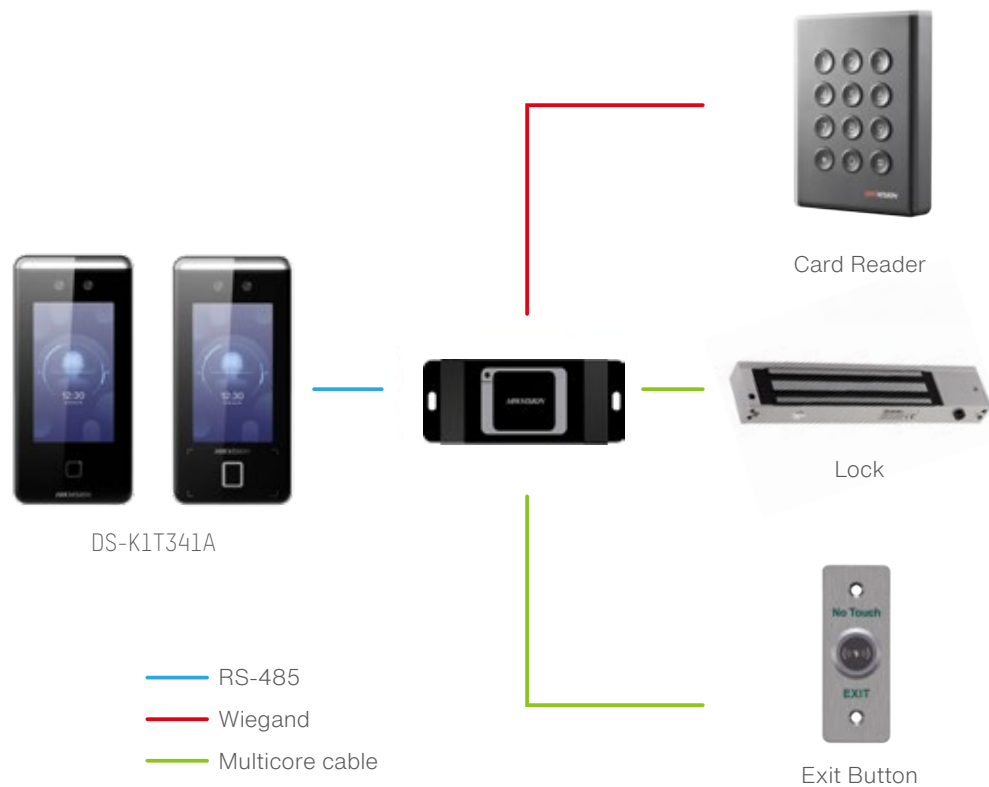
A person wearing a black balaclava and a dark jacket is shown in profile, holding a long metal rod. They are positioned next to a door lock mechanism, which is partially visible on the left side of the frame. The background is dark and out of focus.

Access Control


Access Control Secure Module

Securing Every Usage


- › Communicates with access control terminal via RS-485 to execute commands from the terminal
- › Control door opening / closing, stay open or stay closed
- › Collects door magnetic signal, exit button signal, and tamper-proof signal to send to access control terminal
- › Supports tampering alarm
- › Supports showing communication status using RS-485 communication indicators



Access Control Secure Module







Model	DS-K2M061
Image	 <p>Secure Door Control Unit</p>
Communication Interface	RS-485
Input / Output Interface	Exit Button x 1, Lock x 1, Door Magnetic x 1, Alarm Input x 2, Alarm Out x 1, RS485 x 1 and Wiegand x 1
Indicator	1 Indicators for power supply
Fire alarm input	Support
Power Supply	12 VDC
Working Temperature	-40 °C to 70 °C (-32°F to 146°F)
Working Humidity	10% to 90% (Non Condensing)
Dimensions	48 mm × 115 mm × 26 mm (1.89" × 4.53" × 1.0")
Installing Method	Wall Mounting

Electric Bolt Lock







Model	DS-K4T100	DS-K4T100-U1	DS-K4T100-U2	DS-K4E100	DS-K4G100	DS-K4T108	DS-K4T108-U1
Image	 Electric Bolt Lock	 Lower U-bracket of Electric Bolt, for Using with DS-K4T100	 Upper and lower U-bracket of Electric Bolt, for Using with DS-K4T100	 Electric Motor Lock	 Electric Strike Lock	 Electric Bolt Lock	 Lower U-bracket of Electric Bolt, for Using with DS-K4T108
Delay Duration	0/3/6/9s Optional	-	-	1/3/6/9s Optional	-	0/3/6/9s Optional	-
Maximum Thrust	Polished and Brushed Stainless Steel, Support Thrust of 800kg	-	-	-	SUS304 stainless steel, Support static linear thrust of 800 kg (1764 lb)	-	-
Secure	Power Off for Unlocking	-	-	Power On for Unlocking	Power On for Unlocking(default)	Power Off for Unlocking	-
Dimension Of Plate (L×W×H)	205 mm × 35 mm × 40 mm (8.07" × 1.38" × 1.57")	-	-	130 mm × 100 mm × 44 mm (5.12" × 3.94" × 1.73")	-	205 mm × 34 mm × 42 mm (8.1" × 1.3" × 1.7")	-
Working Voltage	12 VDC	-	-	12 VDC	12 VDC/24VDC	12 VDC	-
Working Current	900 mA (Startup Current) 100 mA (Standby)	-	-	300 mA	12 V / 320 mA 24 V / 160 mA	≤1.2A (Startup Current) 0.2A (Standby)	-
Magnetic Induction Distance	8 mm (0.31")	-	-	10 mm (0.39")	15 mm(0.59")	-	-
Dimension Of Strike (L×W×H)	90 mm × 25 mm × 2 mm (3.54" × 0.98" × 0.07")	-	-	99 mm × 36 mm × 35 mm (3.90" × 1.42" × 1.38")	-	-	-
Dimension Of Body	-	93 mm × 50 mm × 30 mm (3.66" × 1.97" × 1.18")	205 mm × 58 mm × 46 mm (8.07" × 2.28" × 1.81")	-	165 mm × 43.7 mm × 35 mm (6.5" × 1.7" × 1.4")	-	70 mm × 44 mm × 24.5 mm (2.8" × 1.73" × 1.0")
Lock Body / Material	Eco-friendly Zinc Electroplating Operated	Aluminum Alloy	Aluminum Alloy	Stainless Steel	Stainless steel	-	Aluminum Alloy
Shell / Strike	Eco-friendly Zinc Electroplating Operated	-	-	Stainless Steel	Material of latch: SUS304 stainless steel Material of plate: wire-drawing on the surface	Hard Anodizing Electroplating Operated	-
Lifetime	500 Thousand Times of Locking Operation	-	-	500 Thousand Times of Locking Operation	100,000 times usage of the electromagnetic coil when powering on	-	-
Suitable Doors	Wooden Door, Glass Door, Metal Door, Fireproof Door	Fully Frameless Glass Door, Thickness of the Glass between 10-15 mm (0.39-0.59")	Fully Frameless Glass Door, Thickness of the Glass between 10-15 mm (0.39-0.59")	Wooden Door, and Metal Door	Wooden door, metal door, PVC door	Wooden Door, Glass Door, Metal Door	Lower Edge Frameless Glass Door with a Space of more than 5 mm between the Leaf and Frame
Signal Output	Signal Output NC, COM Contact of Door-status	-	-	Signal Output NO, NC, COM Contact of Door-status	Dry contact signal output; NO output while locking and NC output while unlocking	-	-
Working Humidity	0 to 95% (relative humidity)	0 to 95% (relative humidity)	0 to 95% (relative humidity)	0 to 95% (relative humidity)	0 to 95% (non-condensing)	0 to 95% (relative humidity)	0 to 95% (relative humidity)
Working Temperature	-10°C to +55°C (14°F to 131°F)	-10°C to +55°C (14°F to 131°F)	-10°C to +55°C (14°F to 131°F)	-10°C to +55°C (14°F to 131°F)	-10° C to 55° C (14° F to 131° F)	-10°C to +55°C (14°F to 131°F)	-10°C to +55°C (14°F to 131°F)
Weight	0.7 kg (1.54 lb)	0.27 kg (0.60 lb)	1.3 kg (2.87 lb)	1.45 kg (3.2 lb)	0.4 kg (0.9 lb)	0.74 kg (1.63 lb)	0.15 kg (0.33 lb)

Magnetic Lock


Model	DS-K4H250S	DS-K4H250D	DS-K4H450S	DS-K4H450D	DS-K4H250-LZ	DS-K4H250-U
Image	 Single-door Magnetic Lock	 Double-door Magnetic Lock	 Single-door Magnetic Lock	 Double-door Magnetic Lock	 LZ-Bracket of Magnetic Lock, for DS-K4H250S	 U-Bracket of Magnetic Lock, for DS-K4H250S/D
Maximum Thrust	280 kg Linear Thrust	280 kg × 2 Linear Thrust	500 kg Linear Thrust	500 kg × 2 Linear Thrust	-	-
Secure	Power Off for Unlocking	Power Off for Unlocking	Power Off for Unlocking	Power Off for Unlocking	-	-
Working Voltage	12 VDC / 24 VDC	12 VDC / 24 VDC	12 VDC / 24 VDC	12 VDC / 24 VDC	-	-
Working Current	12 V / 500 mA 24 V / 250 mA	12 V / 500 mA × 2 24 V / 250 mA × 2	12 V / 420 mA 24 V / 210 mA	12 V / 420 mA×2 24 V / 210 mA×2	-	-
Dimension Of Body	240 × 49 × 25.5 mm (9.45" × 1.93" × 1.00")	480 × 49 × 25.5 mm (18.9" × 1.93" × 1.00")	265 × 71.8 × 38.8 mm (10.43" × 2.83" × 1.53")	530 × 71.8 × 38.8 mm (20.87" × 2.83" × 1.53")	-	-
Dimension Of Armature Plate	180 × 38 × 11 mm (7.1" × 1.5" × 0.4")	180 × 38 × 11 mm (7.1" × 1.5" × 0.4")	185 × 60 × 13 mm (7.28" × 2.36" × 0.51")	185 × 60 × 13 mm (7.28" × 2.36" × 0.51")	-	-
Dimension (L×W×H) Of L-bracket	-	-	-	-	250 mm × 47 mm × 28.5 mm (9.84" × 1.85" × 1.12")	-
Dimension (L×W×H) Of Z-bracket	-	-	-	-	180 mm × 50 mm × 50 mm (7.09" × 1.97" × 1.97") (ABK-280ZL)	-
Dimension (L×W×H) Of U-bracket	-	-	-	-	-	180 mm × 40 mm × 28 mm (7.09" × 1.57" × 1.10")
Lock Body / Material	Eco-friendly Zinc Electroplating Operated	Eco-friendly Zinc Electroplating Operated	Eco-friendly Zinc Electroplating Operated	Eco-friendly Zinc Electroplating Operated	Aldural Material with the Surface Sandblast	Aldural Material with the Surface Sandblast
Shell / Strike	Hard Anodizing Electroplating Operated	Hard Anodizing Electroplating Operated	Hard Anodizing Electroplating Operated	Hard Anodizing Electroplating Operated	Hard Anodizing Electroplating Operated	Hard Anodizing Electroplating Operated
Armature Plate	Eco-friendly Zinc Electroplating Operated	Eco-friendly Zinc Electroplating Operated	Eco-friendly Zinc Electroplating Operated	Eco-friendly Zinc Electroplating Operated	-	-
LED Indicator	Red (Door is Unlocked) Green (Door is Locked)	Red (Door is Unlocked) Green (Door is Locked)	Red (Door is Unlocked) Green (Door is Locked)	Red (Door is Unlocked) Green (Door is Locked)	-	-
Suitable Doors	Wooden Door, Glass Door, Metal Door, Fireproof Door	Wooden Door, Glass Door, Metal Door, Fireproof Door	Wooden Door, Glass Door, Metal Door, Fireproof Door	Wooden Door, Glass Door, Metal Door, Fireproof Door	In-swing Doors, Opens Towards Inside at the Angle of 90°	Frameless Glass Door, Opens at the Angle of 90°, Thickness of Glass Should be 10 to 15 mm
Signal Output	Dry Contact Signal Output, Support Maximum Power Rate of 3A, NO Output While Locking and NC Output While Unlocking	Dry Contact Signal Output, Support Maximum Power Rate of 3A, NO Output While Locking and NC Output While Unlocking	Dry Contact Signal Output; Support Maximum Power Rate of 3A, NO Output While Locking and NC Output While Unlocking	Dry Contact Signal Output; Support Maximum Power Rate of 3A, NO Output While Locking and NC Output While Unlocking	-	-
Working Humidity	0 to 95% (relative humidity)	0 to 95% (relative humidity)	0 to 95% (relative humidity)	0 to 95% (relative humidity)	0 to 95% (relative humidity)	0 to 95% (relative humidity)
Working Temperature	-10°C to +55°C (14°F to 131°F)	-10°C to +55°C (14°F to 131°F)	-10°C to +55°C (14°F to 131°F)	-10°C to +55°C (14°F to 131°F)	-10°C to +55°C (14°F to 131°F)	-10°C to +55°C (14°F to 131°F)
Weight	2.1 kg (4.63 lb)	4.2 kg (9.3 lb)	4.5 kg (9.9 lb)	9 kg (19.8 lb)	0.75 kg (1.58 lb)	0.32 kg (0.70 lb)

Model	DS-K4H450-LZ	DS-K4H258S	DS-K4H258D	DS-K4H258-LZ	DS-K4H258D-LZ	DS-K4H258-U
Image	 LZ-Bracket of Magnetic Lock, for DS-K4H450	 Single-door Magnetic Lock	 Double-door Magnetic Lock	 LZ-Bracket of Magnetic Lock, for DS-K4H258S	 LZ-Bracket of Magnetic Lock, for DS-K4H258D	 U-Bracket of Magnetic Lock, for DS-K4H250S/D
Maximum Thrust	-	280 kg Linear Thrust	280 kg × 2 Linear Thrust	-	-	-
Secure	-	Power Off for Unlocking	Power Off for Unlocking	-	-	-
Working Voltage	-	12 VDC	12 VDC	-	-	-
Working Current	-	340 mA	340 mA × 2	-	-	-
Dimension Of Body	-	238 mm × 45 mm × 25 mm (9.4" × 1.8" × 1.0")	500 mm × 45 mm × 25 mm (19.7" × 1.8" × 1.0")	-	-	-
Dimension Of Armature Plate	-	182 mm × 38 mm × 12.5 mm (7.2" × 1.5" × 0.5")	182 mm × 38 mm × 12.5 mm (7.2" × 1.5" × 0.5")	-	-	-
Dimension (L×W×H) Of L-bracket	265 mm × 72 mm × 45.2 mm (10.43" × 2.83" × 1.78")	-	-	238 mm × 30 mm × 47 mm (9.4" × 1.2" × 1.9")	500 mm × 30 mm × 47 mm (19.7" × 1.2" × 1.9")	-
Dimension (L×W×H) Of Z-bracket	185 mm × 70 mm × 61 mm (7.28" × 2.76" × 2.40")	-	-	185 mm × 44 mm × 100 mm (7.3" × 1.7" × 3.9")	185 mm × 44 mm × 50 mm (7.3" × 1.7" × 1.97")	-
Dimension (L×W×H) Of U-bracket	-	-	-	-	-	185 mm × 28 mm × 45 mm (7.3" × 1.1" × 1.8")
Lock Body / Material	High Strength Aluminum with the Surface Sandblast	Eco-friendly Zinc Electroplating Operated	Eco-friendly Zinc Electroplating Operated	Adopts Aldural Material	Adopts Aldural Material	Adopts Aldural Material
Shell / Strike	Anodized Aluminum	Hard Anodizing Electroplating Operated	Hard Anodizing Electroplating Operated	Hard Anodizing Electroplating Operated	Hard Anodizing Electroplating Operated	Hard Anodizing Electroplating Operated
Armature Plate	-	Eco-friendly Zinc Electroplating Operated	Eco-friendly Zinc Electroplating Operated	-	-	-
LED Indicator	-	Green (work status)	Green (work status)	-	-	-
Suitable Doors	Wooden Door, Metal Door, Narrow Trim Door	Wooden Door, Glass Door, Metal Door, Fireproof Door	Wooden Door, Glass Door, Metal Door, Fireproof Door	Wooden Door, and Metal Door	Wooden Door, and Metal Door	Frameless glass door, opens at the angle of 90°, thickness of glass should be 10 to 15 mm
Signal Output	-	-	-	-	-	-
Working Humidity	0 to 95% (relative humidity)	0 to 95% (relative humidity)	0 to 95% (relative humidity)	0 to 95% (relative humidity)	0 to 95% (relative humidity)	0 to 95% (relative humidity)
Working Temperature	-10°C to +55°C (14°F to 131°F)	-10°C to +55°C (14°F to 131°F)	-10°C to +55°C (14°F to 131°F)	-10°C to +55°C (14°F to 131°F)	-10°C to +55°C (14°F to 131°F)	-10°C to +55°C (14°F to 131°F)
Weight	1.3 kg (2.87 lb)	2.1 kg (4.63 lb)	4.2 kg (9.3 lb)	0.77 kg (1.7 lb)	1.05 kg (2.31 lb)	0.4 kg (0.88 lb)


Model	DS-K7P01	DS-K7P02	DS-K7P03	DS-K7P04	DS-K7P05	DS-K7P06	DS-K7PEB(Red or Green)
Image	 Exit Button	 Exit Button	 Exit Button	 Exit Button	 Exit Button	 Exit Button	 Emergency Break Glass
Output Contact	NO / NC / COM Contact	NO / NC / COM Contact	NO / NC / COM Contact	NO / NC / COM Contact	NO / NC / COM Contact	NO / NC / COM Contact	NO / NC / COM Contact
Structure	Stainless Steel Panel, Metal Button	Stainless Steel Panel, Metal Button	Stainless Steel Panel	Stainless Steel Panel	Stainless Steel Panel, Metal Button, Metal Bottom Case	Stainless Steel Panel, Metal Button, Metal Bottom Case	Fireproof Material, Sandblast Finished
Current Rating	3A @ 36 VDC Max	3A @ 36 VDC Max	1A @ 30 VDC, 0.5A @ 125 VAC	1A @ 30 VDC, 0.5A @ 125 VAC	3A @ 36 VDC Max	3A @ 36 VDC Max	3A @ 36 VDC Max
Suitable Doors	Hollow Doorframe and Embedded-electric Box	Hollow Doorframe and Embedded-electric Box	All Kinds of Narrow Doorframes	All Kinds of Narrow Doorframes	All Kinds of Narrow Doorframes	All Kinds of Narrow Doorframes	Exit Door, Emergency Door
Working Humidity	0 to 95% (relative humidity)	0 to 95% (relative humidity)	0 to 95% (relative humidity)	0 to 95% (relative humidity)	0 to 95% (relative humidity)	0 to 95% (relative humidity)	0 to 95% (relative humidity)
Working Temperature	-10°C to +55°C (14°F to 131°F)	-10°C to +55°C (14°F to 131°F)	-20°C to +50°C (-4°F to 122°F)	-20°C to +50°C (-4°F to 122°F)	-10°C to +55°C (14°F to 131°F)	-20°C to +65°C (-4°F to 149°F)	-10°C to +55°C (14°F to 131°F)
Dimensions (L×W×H)	86 mm × 86 mm × 28.9 mm (3.39" × 3.39" × 1.14")	90 mm × 35 mm × 28.9 mm (3.54" × 1.38" × 1.14")	86 mm × 86 mm × 25.7 mm (3.39" × 3.39" × 1.01")	90 mm × 35 mm × 37.7 mm (3.54" × 1.38" × 1.48")	86 mm × 50 mm × 44 mm (3.39" × 1.97" × 1.73")	87.7 mm × 87.7 mm × 44 mm (3.46" × 3.46" × 1.73")	86 mm × 86 mm × 50 mm (3.39" × 3.39" × 1.97")
Weight	0.25 kg (0.55 lb)	0.20 kg (0.44 lb)	0.15 kg (0.33 lb)	0.12 kg (0.26 lb)	0.14 kg (0.31 lb)	0.23 kg (0.51 lb)	0.20 kg (0.44 lb)

Model	DS-KEM125	IC S50	S50+TK4100	FM11RF08-M1	DS-K7M102-M	DS-K7M106-D0E
Image	 (ID Card)	 (IC Card)	 (IC+ID Card)	 (IC Card)	 (IC Card)	 (Desfire Card (encrypted))
Standard	-	ISO/IEC 14443A	ISO14443 Type A ISO/IEC 7816-5	ISO/IEC 14443	ISO/IEC 14443	ISO14443A Type A
Sensing Frequency	125 KHz +/- 6 KHz	13.56 MHz	13.56 MHz	13.56 MHz	13.56 MHz	13.56 MHz
Data Format	EM-4100	-	-	-	-	-
Memory Capacity	64 bit	-	-	-	-	-
Function	Read	Read and Write	Read and Write	Read and Write	Read and Write	Read and Write
Data Transmission Speed	-	106 kbps	-	106 Kbps	106 Kbps	-
Sensing Distance	≤15 cm	≤10 cm	≤10 cm	≤10 cm	≤4 cm	≤10 cm
Data Integrity Protection	-	16 bit CRC, odd-even check, encoding and counting by bit	-	-	-	-
EEPROM	-	1K Byte (16 zones, 4 sections per zone, 16 bytes per section) 10 years data storage ≥100,000 writing times	1K Byte 10 years data storage ≥100,000 writing times	1K Byte 10 years data storage ≥100,000 writing times	1K Byte (16 zones, 4 sections per zone, 16 bytes per section) 10 years data storage ≥100,000 writing times	4K Byte 5 years data storage ≥100,000 writing times
Temperature	-20°C to +75°C [-4° F to 167° F]	-20°C to +75°C [-4° F to 167° F]	-20°C to +75°C [-4° F to 167° F]	-20°C to +75°C [-4° F to 167° F]	-10° C to 50° C [14° F to 122° F]	-20°C - +70°C [-4° F to 158° F]
Material	PVC	PVC	PVC	PVC	PVC, AB glue	PVC
Color	White	White	White	White	White and Red	White
Dimension	85.5 mm × 54 mm × 0.8 mm (3.37" × 2.13" × 0.03")	85.5 mm × 54 mm × 0.8 mm (3.37" × 2.13" × 0.03")	85.5 mm × 54 mm × 0.8 mm (3.37" × 2.13" × 0.03")	85.5 mm × 54 mm × 0.8 mm (3.37" × 2.13" × 0.03")	26 mm × 50 mm × 4 mm (1.02" × 1.97" × 0.16")	85.5 mm × 54 mm × 0.9 mm (3.37" × 2.13" × 0.04")





Power supply

Model	DS-K7M-AW50	DS-K7M-AW100
Image		
Applicable device (device purchased separately)	1 access control terminal and 1 lock	2 access control terminals and 2 locks
Power supply	Power input: 100 to 240 VAC, 50W Power output: 12 VDC	Power input: 100 to 240 VAC, 100W Power output: 12 VDC
Working temperature	-10 °C to 70 °C (14 °F to 158 °F)	-10 °C to 70 °C (14 °F to 158 °F)
Working humidity	< 95%	< 95%
Dimensions	235 mm × 284 mm × 90 mm (9.25" × 11.18" × 3.5")	370 mm × 345 mm × 90 mm (14.7" × 13.6" × 3.5")

Floor Stand

Model	DS-KAB671-P1	DS-KAB6-D1
Image		
Suitable device model	DS-K1T671 series DS-K1T671T series DS-K1T671TM-3XF DS-K1TA70-T	DS-K1T671 series (including temperature screening series) DS-K1T672 series DS-K1T680 series DS-K1TA70 series DS-K1T341B series DS-K1T341A series
Material	AL-6061 aluminum alloy	ZAMAK, ABS
Weight	5.5 kg (12.1 lb)	Net: 1.39 kg (3.06 lb) Rough: 2.12 kg (4.67 lb)
Dimensions	300 mm × 300 mm × 1312 mm (11.8" × 11.8" × 51.6")	127.97 mm × 215.49 mm × 133.97 mm (5.04" × 8.48" × 5.27")

USB Module

Model	DS-KAB673-B	DS-KAB673-FB	DS-KAB673-BQR	DS-KAB673-FBQR
Image	 A black rectangular USB module with a silver USB-A connector on the left and a Bluetooth symbol on the right. A red 'NEW' tag is in the top right corner.	 A black rectangular USB module with a silver USB-A connector on the left, a white square fingerprint sensor in the center, and a Bluetooth symbol on the right. A red 'NEW' tag is in the top right corner.	 A black rectangular USB module with a silver USB-A connector on the left, a white square fingerprint sensor in the center, and a QR code on the right. A red 'NEW' tag is in the top right corner.	 A black rectangular USB module with a silver USB-A connector on the left, a white square fingerprint sensor in the center, a QR code on the right, and a Bluetooth symbol on the far right. A red 'NEW' tag is in the top right corner.
Features	extended module, support hot swap, supports bluetooth function	extended module, support hot swap, supports fingerprint and bluetooth function	extended module, support hot swap, supports bluetooth and QR Code function	extended module, support hot swap, supports fingerprint, bluetooth and QR Code function
Suitable device model	DS-K1T673 Series MinMoe Terminal	DS-K1T673 Series MinMoe Terminal	DS-K1T673 Series MinMoe Terminal	DS-K1T673 Series MinMoe Terminal
Dimensions	110.5 mm × 23.7 mm × 47.7 mm (4.35" × 0.93" × 1.88")	110.5 mm × 23.7 mm × 47.7 mm (4.35" × 0.93" × 1.88")	110.5 mm × 23.7 mm × 47.7 mm (4.35" × 0.93" × 1.88")	110.5 mm × 23.7 mm × 47.7 mm (4.35" × 0.93" × 1.88")

Access Control


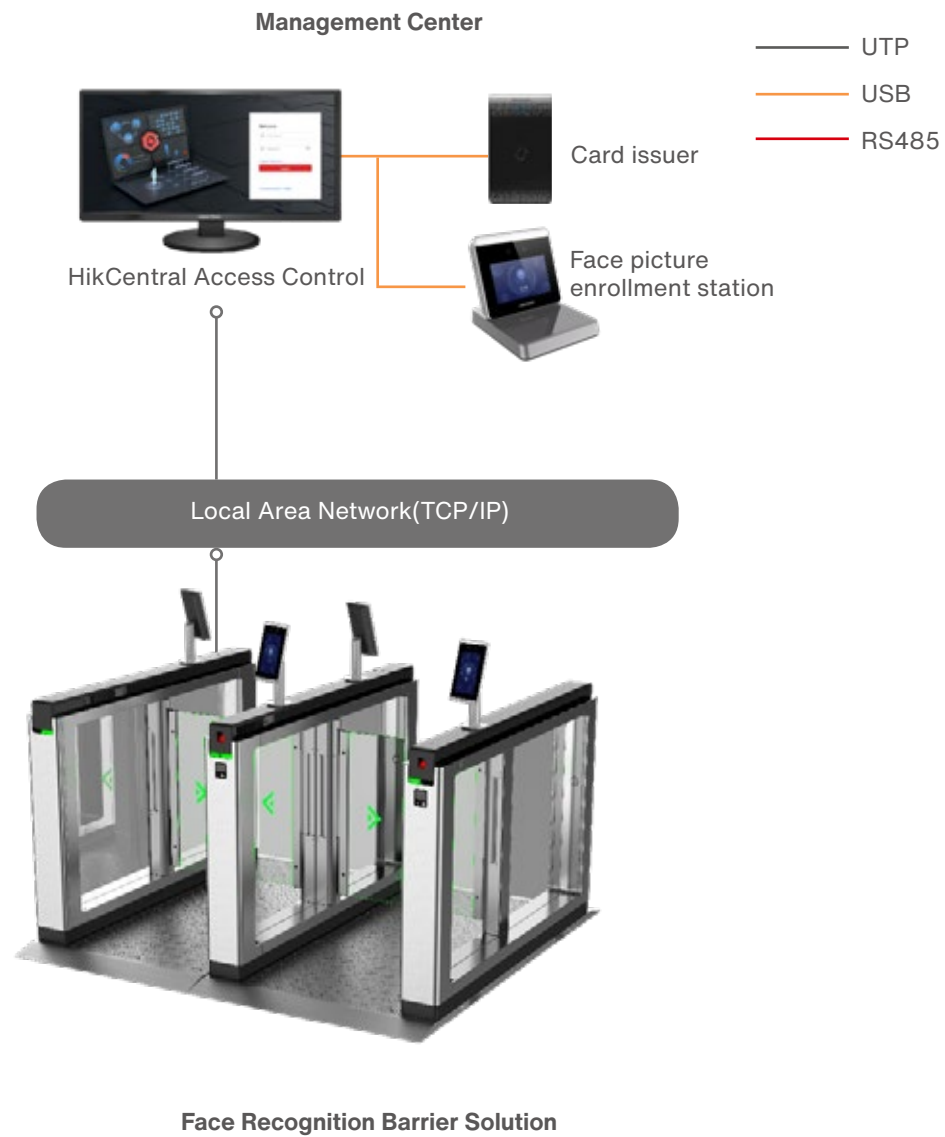
Speed Gate and Turnstile

Flexible Solution, Faster Access

By adopting the turnstiles integratedly with the access control system, person should authenticate to pass through the lane via swiping IC or ID card, scanning QR code, etc. It is widely used in attractions, stadiums, construction sites, residences, etc.


- Enhanced accessing speed
- Various authentication methods: Card/QR code/face/fingerprint
- Supports IR light detection for anti-tailgating, Anti-force accessing,
- self-detection, and self-diagnostics.
- Elegant appearance,suitable for Various application scenarios.
- Easy to install and remove, no other construction works needed











Various Authentication Methods

The Hikvision turnstile can be installed in combination with various identification sensors, such as card reader, fingerprint reader, QR code reader, face recognition terminal with Hikvision's proprietary algorithm.






Model	K36411 Series	K36501SX Series
Image	 <p><HOT</p> <p>Tripod Turnstile</p>	 <p><HOT</p> <p>Tripod Turnstile</p>
Power supply	100 to 240 VAC, 50 to 60 Hz	100 to 240 VAC, 50 to 60 Hz
Built in Access Controller	Y	Y
Communication Interface	TCP/IP x 1 I/O x 2 RS-232 x 2 RS-485/RS232 (Configurable) x 6 Wiegand x 2	TCP/IP x 1 I/O x 2 RS-232 x 2 RS-485/RS232 (Configurable) x 6 Wiegand x 2
IR Light Detectors	N	N
Throughput	more than 35 persons per minute The actual throughput is affected by the person passing rate and passing method	more than 35 persons per minute The actual throughput is affected by the person passing rate and passing method
Capacity	60,000 cards and 180,000 events	60,000 cards and 180,000 events
MCBF	>3 million times	>3 million times
Barrier/Wings Material	Stainless steel pipe	Stainless steel pipe
Pedestal Material	SUS304 stainless steel 1.2 mm(0.05")	SUS304 stainless steel 1.5 mm (0.06")
Weight per Pedestal	With packaging:31 kg (68 lb) Without packaging:26 kg (57 lb)	With packaging:69 kg (152 lb) Without packaging:45 kg (99 lb)
Lane Width	550 mm (21.65")	550 mm (21.65")
Dimension (L × W × H) per Pedestal	Without packaging:502 mm × 202 mm × 1010 mm (19.8" × 8.0" × 40.0") With packaging:745 mm × 365 mm × 1120 mm (29.3" × 14.4" × 44.1")	Without packaging:232 mm × 960 mm × 1208 mm (9.1" × 37.8" × 47.6") With packaging:390 mm × 1185 mm × 1320 mm (15.4" × 306.5" × 52.0")
Working Humidity	0% to 95% (No condensing)	0% to 95% (No condensing)
Working Temperature	-10 °C to 50 °C (14 °F to 122 °F)	-20 °C to 65 °C (-4°F to 149 °F)
Application environment	Indoor	Indoor/Outdoor
Power consumption	47W	53W

Swing Barrier





Model	K3B411SX Series	DS-K3B501SX Series	DS-K3B601SX Series	DS-K3B801SX Series
Image	 HOT Swing Barrier	 HOT Swing Barrier	 HOT Swing Barrier	 HOT Swing Barrier
Power supply	100 to 240 VAC, 50 to 60 Hz	100 to 240 VAC, 50 to 60 Hz	100 to 240 VAC, 50 to 60 Hz	100 to 240 VAC, 50 to 60 Hz
Built in Access Controller	Y	Y	Y	Y
Communication Interface	TCP/IP x 1 I/O x 2 RS-232 x 2 RS-485/RS232 (Configurable) x 4	TCP/IP x 1 I/O x 2 RS-232 x 2 RS-485/RS232 (Configurable) x 6 Wiegand x 2	TCP/IP x 1 I/O x 2 RS-232 x 2 RS-485/RS232 (Configurable) x 6 Wiegand x 2	TCP/IP x 1 I/O x 2 RS-232 x 2 RS-485/RS232 (Configurable) x 6 Wiegand x 2
IR Light Detectors	6 pairs	12 pairs	20 pairs	24 pairs
Throughput	20 to 60 persons per minute The actual throughput is affected by the person passing rate and passing method	20 to 60 persons per minute The actual throughput is affected by the person passing rate and passing method	30 to 60 persons per minute The actual throughput is affected by the person passing rate and passing method	30 to 60 persons per minute The actual throughput is affected by the person passing rate and passing method
Capacity	60,000 cards and 180,000 events	60,000 cards and 180,000 events	60,000 cards and 180,000 events	60,000 cards and 180,000 events
MCBF	>3 million times	>6 million times	>6 million times	>6 million times
Barrier/Wings Material	Stainless steel pipe, Acrylic glass	Stainless steel pipe, Acrylic glass	Stainless steel pipe, Acrylic glass	Acrylic glass
Pedestal Material	SUS304 stainless steel 1.2 mm [0.05"]	SUS304 stainless steel 1.2 mm [0.05"]	SUS304 stainless steel 1.5 mm [0.06"]	SUS304 stainless steel 2 mm [0.08"]
Weight per Pedestal	With packaging: Left and right pedestal: 67 kg (148 lb) Middle pedestal: 72 kg (159 lb) Without packaging: Left and right pedestal: 39 kg (86 lb) Middle pedestal: 43 kg (96 lb)	With packaging: Left and right pedestal: 86 kg (190 lb) Middle pedestal: 100 kg (221 lb) Without packaging: Left and right pedestal: 56 kg (123 lb) Middle pedestal: 71 kg (157 lb)	With packaging: Left and right pedestal: 102 kg (225 lb) Middle pedestal: 115 kg (253 lb) Without packaging: Left and right pedestal: 72 kg (158 lb) Middle pedestal: 85 kg (187 lb)	With packaging: Left and right pedestal: 102 kg (225 lb) Middle pedestal: 115 kg (253 lb) Without packaging: Left and right pedestal: 146 kg (323 lb) Middle pedestal: 170 kg (376 lb)
Lane Width	650 mm to 1100 mm (25.59" to 43.31")	650 mm to 1100 mm (25.59" to 43.31")	650 mm to 1100 mm (25.59" to 43.31")	650 mm to 1100 mm (25.59" to 43.31")
Dimension (L x W x H) per Pedestal	Without packaging: 1200 mm x 200 mm x 1020 mm (47.2" x 7.9" x 40.2") With packaging: 1408 mm x 348 mm x 1156 mm (55.4" x 13.7" x 45.5")	Without packaging: 1500 mm x 200 mm x 960 mm (59.06" x 7.87" x 37.80") With packaging: 1610 mm x 300 mm x 1100 mm (63.39" x 11.81" x 43.31")	Without packaging: 1500 mm x 200 mm x 990 mm (59.06" x 7.87" x 38.98") With packaging: 1610 mm x 300 mm x 1100 mm (63.39" x 11.81" x 43.31")	Without packaging: 1500 mm x 160 mm x 1010 mm (59.1" x 6.3" x 39.8") With packaging: 1688 mm x 348 mm x 1318 mm (66.5" x 13.7" x 51.9")
Working Humidity	10% to 95% (No Condensing)	0% to 95% (No condensing)	10% to 95% (No Condensing)	10% to 95% (No condensing)
Working Temperature	-20 °C to 65 °C (-4 °F to 149 °F)	-20 °C to 65 °C (-4 °F to 149 °F)	-25 °C to 70 °C (-13 °F to 158 °F)	-10 °C to 55 °C (14 °F to 131 °F)
Application environment	Indoor/Outdoor	Indoor/Outdoor	Indoor/Outdoor	Indoor
Power consumption	35W	49W	63W	63W

* The actual throughput is affected by the person passing rate and passing environment

Flap Barrier

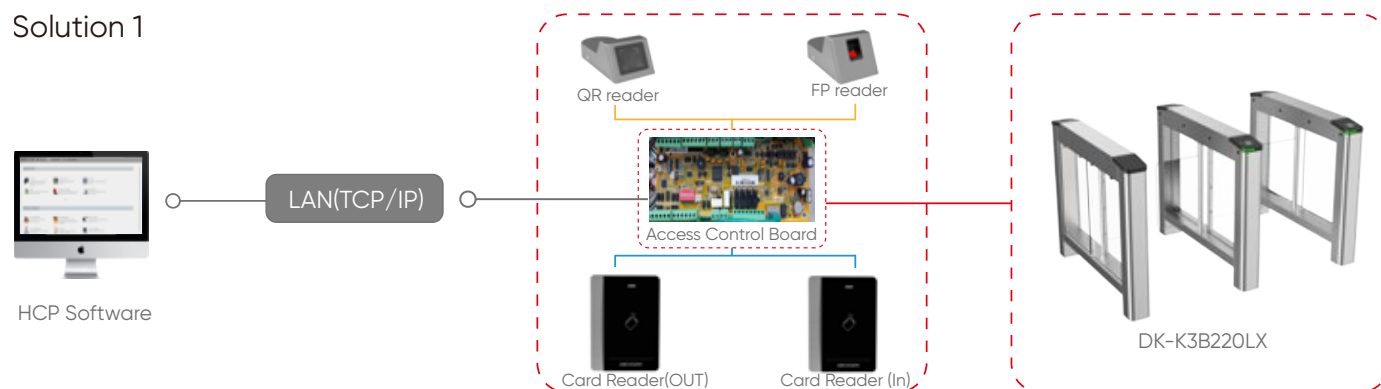
Model	K3B802X Series	DS-K3Y501SX Series	K3Y411X Series
Image	 <div>Swing Barrier</div>	 <div>Flap Barrier</div>	 <div>Flap Barrier</div> <div>HOT</div>
Power supply	100 to 240 VAC; 50 to 60 Hz	100 to 240 VAC; 50 to 60 Hz	100 to 240 VAC; 50 to 60 Hz
Built in Access Controller	Y	Y	Y
Communication Interface	TCP/IP x 1 I/O x 2 RS-232 x 2 RS-485/RS232 (Configurable) x 6 Wiegand x 2	TCP/IP x 1 I/O x 2 RS-232 x 2 RS-485/RS232 (Configurable) x 6 Wiegand x 2	TCP/IP x 1 I/O x 2 RS-232 x 2 RS-485/RS232 (Configurable) x 4
IR Light Detectors	24 pairs	12 pairs	6 pairs
Throughput	30 to 60 persons per minute The actual throughput is affected by the person passing rate and passing method	30 to 60 persons per minute The actual throughput is affected by the person passing rate and passing method	20 to 60 persons per minute The actual throughput is affected by the person passing rate and passing method
Capacity	60,000 cards and 180,000 events	60,000 cards and 180,000 events	60,000 cards and 180,000 events
MCBF	>6 million times	>6 million times	>6 million times
Barrier/Wings Material	Tempered glass	Acrylic glass	Acrylic glass
Pedestal Material	SUS304 stainless steel 2 mm (0.08")	SUS304 stainless steel 1.5 mm (0.06") except side door	SUS304 stainless steel 1.2 mm (0.05")
Weight per Pedestal	With packaging: Left and right pedestal: 153 kg (338 lbs) Middle pedestal: 171 kg (376 lbs) Without packaging: Left and right pedestal: 99 kg (219 lbs) Middle pedestal: 117 kg (258 lbs)	With packaging: Left and right pedestal: 99 kg (218 lb) Middle pedestal: 115 kg (254 lb) Without packaging: Left and right pedestal: 74 kg (163 lb) Middle pedestal: 90 kg (198 lb)	With packaging: Left and right pedestal: 82 kg (181 lb) Middle pedestal: 94 kg (207 lb) Without packaging: Left and right pedestal: 51 kg (112 lb) Middle pedestal: 64 kg (141 lb)
Lane Width	650 mm to 900 mm (25.59" to 35.43")	600 mm (23.62")	600 mm (23.62")
Dimension (L × W × H) per Pedestal	Without packaging: 1500 mm × (160+64.5) mm × 1010 mm (59.1" × 8.84" × 39.8") With packaging: 1670 mm × 490 mm × 1180 mm (65.8" × 19.3" × 46.5")	Without packaging: 300 mm × 1010 mm × 1406.8 mm (11.81" × 39.76" × 55.38") With packaging: 1642 mm × 517 mm × 1274 mm (64.65" × 20.35" × 50.16")	Without packaging: 1207 mm × 315 mm × 990 mm (47.52" × 12.40" × 38.98") With packaging: 1360 mm × 440 mm × 1200 mm (53.54" × 17.32" × 47.24")
Working Humidity	10% to 95% (No Condensing)	0% to 95% (No condensing)	0% to 95% (No condensing)
Working Temperature	-10 °C to 55 °C (14 °F to 131 °F)	-25 °C to 70 °C (-13 °F to 158 °F)	-20 °C to 65 °C (-4 °F to 149 °F)
Application environment	Indoor	Indoor/Outdoor	Indoor/Outdoor
Power consumption	63W	63W	63W

Full-height Turnstile

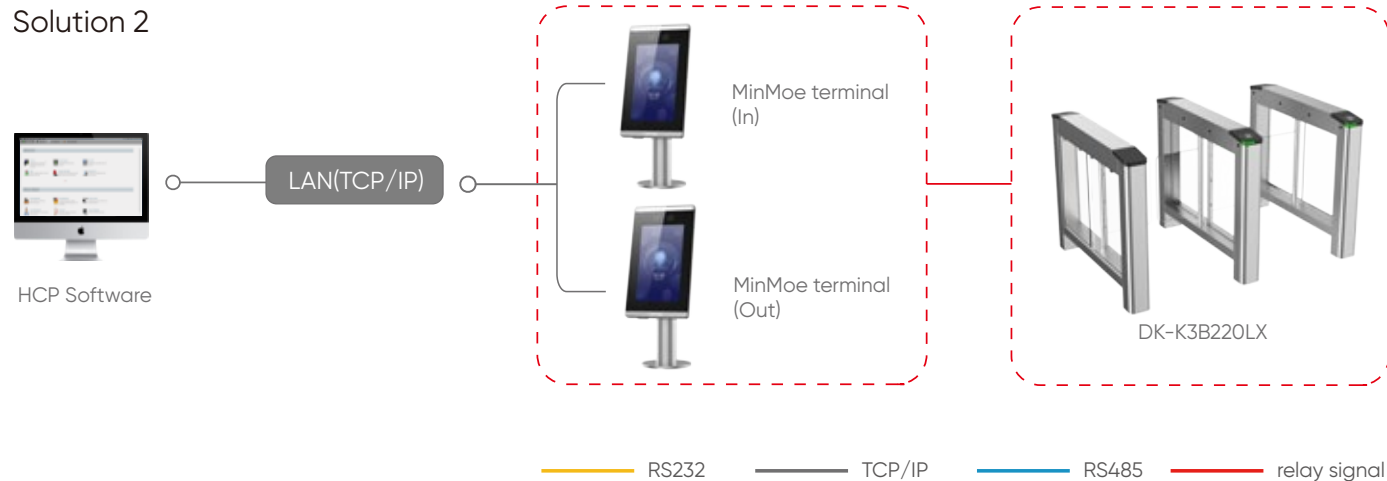
Model	K3H4410 Series	K3H4420 Series	K3H4411 Series	K3H4421 Series
Image	 HOT Full Height Turnstile	 Full Height Turnstile	 Full Height Turnstile	 Full Height Turnstile
Power supply	100 to 240 VAC; 50 to 60 Hz	100 to 240 VAC; 50 to 60 Hz	100 to 240 VAC; 50 to 60 Hz	100 to 240 VAC; 50 to 60 Hz
Built in Access Controller	N	N	N	N
Communication Interface	I/O x 2	I/O x 2	I/O x 2	I/O x 2
IR Light Detectors	N	N	N	N
Throughput	More than 30 persons per minute The actual throughput is affected by the person passing rate and passing method	More than 30 persons per minute The actual throughput is affected by the person passing rate and passing method	More than 30 persons per minute The actual throughput is affected by the person passing rate and passing method	More than 30 persons per minute The actual throughput is affected by the person passing rate and passing method
Capacity	N	N	N	N
MCBF	>2 million times	>2 million times	>3 million times	>3 million times
Barrier/Wings Material	Stainless steel pipe	Stainless steel pipe	Stainless steel pipe	Stainless steel pipe
Pedestal Material	SUS304 stainless steel 1.2mm(0.05") Stainless steel pipe 1.0mm(0.04")	SUS304 stainless steel 1.2mm(0.05") Stainless steel pipe 1.0mm(0.04")	SUS304 stainless steel 1.5mm(0.06") Stainless steel pipe 1.2mm(0.05")	SUS304 stainless steel 1.5mm(0.06") Stainless steel pipe 1.2mm(0.05")
Weight per Pedestal	With packaging:200 kg (441 lb) Without packaging:100 kg (221 lb)	With packaging:400 kg (882 lb) Without packaging:200 kg (411 lb)	With packaging:320 kg (705 lb) Without packaging:220 kg (485 lb)	With packaging:470 kg (1036 lb) Without packaging:220 kg (485 lb)
Lane Width	600mm(23.62")	600mm	650mm(25.59")	650mm(25.59")
Dimension (L x W x H) per Pedestal	Without packaging:1400mm x 1200mm x 2230mm (55.1" x 47.3" x 87.8") With packaging:2135mm x 1435mm x 1115mm (84.1" x 56.5" x 43.9")	Without packaging:2100mm x 1270mm x 2230mm (82.7" x 50" x 87.8") With packaging:2195mm x 1395mm x 1080mm (86.4" x 55" x 42.5")1195mm x 1395mm x 1080mm (7.7" x 54.7" x 42.5")	Without packaging:1630mm x 1580mm x 2300mm (64.2" x 62.2" x 90.6") With packaging:2100mm x 1290mm x 1240mm (82.7" x 50.8" x 48.9")	Without packaging:1630mm x 1580mm x 2300mm (64.2" x 62.2" x 90.6") With packaging:2100mm x 1290mm x 1240mm (82.7" x 50.8" x 48.9")
Working Humidity	10% to 90% (No Condensing)	10% to 90% (No Condensing)	10% to 90% (No Condensing)	10% to 90% (No Condensing)
Working Temperature	-15 °C- 55 °C(5 °F - 131 °F)	-15 °C - 55 °C(5 °F - 131 °F)	-15 °C - 55 °C(5 °F - 131 °F)	-15 °C - 55 °C(5 °F - 131 °F)
Application environment	Indoor/Outdoor	Indoor/Outdoor	Indoor/Outdoor	Indoor/Outdoor
Power consumption	40W	80W	40W	80W

* The actual throughput is affected by the person passing rate and passing environment


Solution 1



Solution 2



Entry-level Swing Barrier

Model	DS-K3B220LX
Image	 <p>Swing Barrier</p>
Power supply	100-240VAC; 50 to 60 Hz
Built in Access Controller	N
Communication Interface	I/O x 2
IR Light Detectors	4 pairs
Throughput	20 to 60 persons per minute The actual throughput is affected by the person passing rate and passing method.
Capacity	N
MCBF	>3 million times
Barrier/Wings Material	Acrylic glass
Pedestal Material	SUS304 stainless steel 1.0 mm
Weight per Pedestal	With packaging: Left and right pedestal: 60 kg (132 lb) Middle pedestal: 64 kg (141 lb) Without packaging: Left and right pedestal: 36 kg (79 lb) Middle pedestal: 43 kg (96 lb)
Lane Width	650 mm to 900 mm (25.59" to 35.43")
Dimension (L x W x H) per Pedestal	Without packaging: 1205 mm x 146 mm x 1000 mm (47.44" x 5.74" x 39.37") With packaging: 1300 mm x 245 mm x 1100 mm (51.18" x 9.64" x 43.30")
Working Humidity	10% to 95% (No condensing)
Working Temperature	-20 °C to 65 °C (-4°F to 149 °F)
Application environment	Indoor/Outdoor
Power consumption	35W

Access Control

Management Software for Access Control



HikCentral Professional

Versatile security in one platform

HikCentral Professional focuses on providing flexible, collaborative, and future-proof security solutions. Person-centric design provides flexibility for cross-site access based on multiple credentials as needed, meanwhile continuously sharing the latest AI capabilities with users through diverse credentials such as faces, license plates; Scenario-based GUI portal such as Entrance /Exit Management & Visitor Management are designed to present task-oriented panels for different users to improve operational efficiency; Seamlessly integrated with Video and Intrusion system help users easily achieve cross-system linkages to get a complete picture when incidents happened. With advanced security solution design and provides different levels of data openness, HikCentral Professional help you ready to meet the expanding security needs.



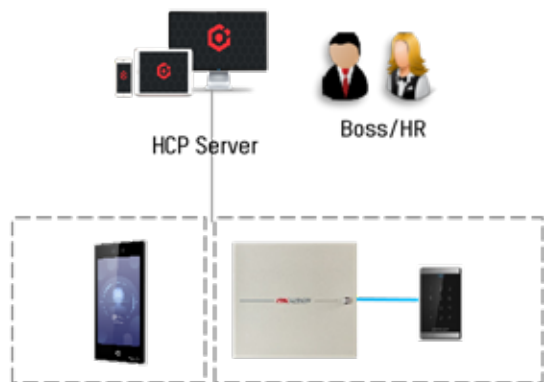
HikCentral Access Control

Professional Access Control Made Simple




HikCentral Access Control is a lightweight software for professional access control and time/attendance management. Featuring compatibility with virtually all Hikvision access control and video intercom devices, HikCentral Access Control makes daily access control and attendance management much simpler and more efficient.



On-premise Solution







HC AC/HCP

-  Local network deployment
-  Professional access control
-  Max 4 doors, 50 persons for free

Cloud-based Attendance Solution



Cloud attendance

-  Cloud deployment
-  Basic access control
-  Mobile attendance
-  10 persons for free

Compare Different Software for Access Control Products

	HikCentral Access Control	HikCentral Professional
Structure	web-based/APP	BS/CS (server based)
Person	50,000	50,000
Door Number	1,024	1,024
Access Control	Support	Support
Time Attendance	Support	Support
Video Intercom	Support	Support
Elevator Control	N/A	Support
Intrusion Alarm	N/A	Support
Visitor Management	N/A	Support
CCTV	N/A	Support
App	Support	Support

SECURITY ALARM

- 086** AX PRO Wireless intrusion Alarm
- 103** AX Hybrid PRO Wired Intrusion Alarm
- 114** Emergency Alarm
- 120** Security Radar



Simplicity through Innovation

AX PRO Wireless Intrusion Alarm

At Hikvision, we believe that innovation results in products that can do more while becoming simpler to use.

The AX PRO System is the perfect example – it's an incredible new design that combines the powerful and reliable security systems of the past with the simplicity of today's best technology. AX PRO is both conventional and revolutionary, with proven wireless stability, a wide range of world-class products, and ease-of-use for both installers and end users.

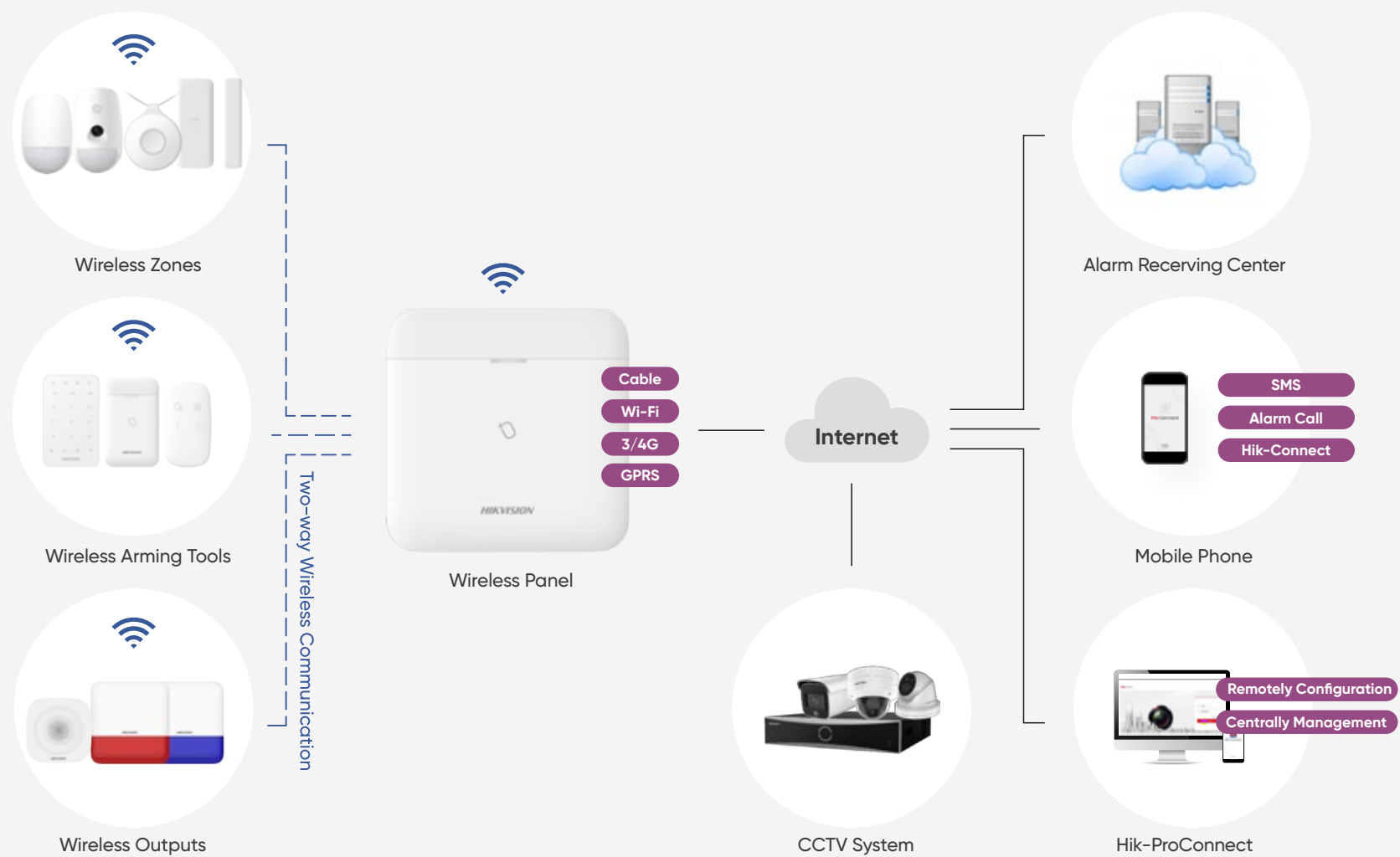
Simple setup, powerful protection – whether it's for a business-owner's property or a home-owner's loved ones – bringing peace of mind every day, all day.

- Stay informed with real-time visual verification
- Extended transmission distance with great reliability
- Multiple communication methods
- Smart & simple alarm solution for ARCs



System Topology

Except locally control the system by using keyfob, keypad, tag reader etc, users can also manage and configure the alarm system remotely via mobile app or software platform.



AX PRO Kit



HOT

AX PRO Kit

DS-PWA64-Kit-WE (868 MHz)

DS-PWA64-L-WE * 1 (AX PRO Hub, L Model)

DS-PKF1-WE * 1 (Keyfob)

DS-PDP15P-EG2-WE * 1 (PIR Detector)

DS-PDMC-EG2-WE * 1 (Magnetic Contact)



HOT

AX PRO Kit

DS-PWA64-Kit-WB (433 MHz)

DS-PWA64-L-WB * 1 (AX PRO Hub, L Model)

DS-PKF1-WB * 1 (Keyfob)

DS-PDP15P-EG2-WB * 1 (PIR Detector)

DS-PDMC-EG2-WB * 1 (Magnetic Contact)



HOT

AX PRO Kit

DS-PWA96-Kit-WE (868MHz)

DS-PWA96-M-WE * 1 (AX PRO Hub, M Model)

DS-PKF1-WE * 1 (Keyfob)

DS-PDP15P-EG2-WE * 1 (PIR Detector)

DS-PDMC-EG2-WE * 1 (Magnetic Contact)



HOT

AX PRO Kit

DS-PWA96-Kit-WB (433MHz)





DS-PWA96-M-WB * 1 (AX PRO Hub, M Model)

DS-PKF1-WB * 1 (Keyfob)





DS-PDP15P-EG2-WB * 1 (PIR Detector)

DS-PDMC-EG2-WB * 1 (Magnetic Contact)

Wireless Control Panel

Model	DS-PWA64-L-WE	DS-PWA64-L-WB	DS-PWA96-M-WB	DS-PWA96-M-WE
Image	 <p>LAN + Wi-Fi + GPRS</p>	 <p>LAN + Wi-Fi + GPRS</p>	 <p>LAN + Wi-Fi + 3/4G + Tag Reader</p>	 <p>LAN + Wi-Fi + 3/4G + Tag Reader</p>
Color	White	White	White	White
Frequency	868MHz	433MHz	433MHz	868MHz
Transmission Distance	2000 m (Open area)	2000 m (Open area)	2000 m (Open area)	2000 m (Open area)
Wireless Tag Reader & Keypad	8	8	8	8
Wired Input	\	\	\	\
Wired Outputs	\	\	\	\
PowerOutputs	\	\	\	\
Wireless Input/Output	64	64	96	96
PIRCAM	48	48	48	48
Wireless Keyfob	32	32	48	48
Wireless Sounder	4	4	6	6
GPRS on Board	Yes	Yes	No	No
3/4G on Board	No	No	Yes	Yes
SIM Slot	Single	Single	Dual	Dual
SMS Notification	Yes	Yes	Yes	Yes
Alarm Voice Call	Yes	Yes	Yes	Yes
ARC Protocol	SIA DC09, ISUP, ISAPI (SDK)SIA level 2, Contact ID	SIA DC09, ISUP, ISAPI (SDK)SIA level 2, Contact ID	SIA DC09, ISUP, ISAPI (SDK)SIA level 2, Contact ID	SIA DC09, ISUP, ISAPI (SDK)SIA level 2, Contact ID
Remote Programming Software	Covengense cloud/Hik-central/ Hik-ProConnect	Covengense cloud/Hik-central/ Hik-ProConnect	Covengense cloud/Hik-central/ Hik-ProConnect	Covengense cloud/Hik-central/ Hik-ProConnect
Voice Prompt	1-CH loudspeaker	1-CH loudspeaker	1-CH loudspeaker	1-CH loudspeaker
Tamper Switch	Support	Support	Support	Support
Power Supply	Built in power supply	Built in power supply	Built in power supply	Built in power supply
Backup Battery	Lithium battery	Lithium battery	Lithium battery	Lithium battery

Wireless Control Panel






Model	DS-PWA96-M2-WE	DS-PWA96-M2-WB	DS-PWA96-M2H-WE	DS-PWA96-M2H-WB
Image	 LAN + Wi-Fi + 3/4G	 LAN + Wi-Fi + 3/4G	 LAN + Wi-Fi + 3/4G	 LAN + Wi-Fi + 3/4G
Color	White	White	White	White
Frequency	868MHz	433MHz	868MHz	433MHz
Transmission Distance	2000 m (Open area)	2000 m (Open area)	2000 m (Open area)	2000 m (Open area)
Wireless Tag Reader & Keypad	8	8	8	8
Wired Input	\	\	16	16
Wired Outputs	\	\	2	2
PowerOutputs	\	\	2(12v,total 1A)	2(12v,total 1A)
Wireless Input/Output	96	96	96	96
PIRCAM	48	48	48	48
Wireless Keyfob	48	48	48	48
Wireless Sounder	6	6	6	6
GPRS on Board	No	No	No	No
3/4G on Board	Yes	Yes	Yes	Yes
SIM Slot	Dual	Dual	Dual	Dual
SMS Notification	Yes	Yes	Yes	Yes
Alarm Voice Call	Yes	Yes	Yes	Yes
ARC Protocol	SIA DC09, ISUP, ISAPI (SDK)SIA level 2, Contact ID	SIA DC09, ISUP, ISAPI (SDK)SIA level 2, Contact ID	SIA DC09, ISUP, ISAPI (SDK)SIA level 2, Contact ID	SIA DC09, ISUP, ISAPI (SDK)SIA level 2, Contact ID
Remote Programming Software	Covengense cloud/Hik-central/ Hik-ProConnect	Covengense cloud/Hik-central/ Hik-ProConnect	Covengense cloud/Hik-central/ Hik-ProConnect	Covengense cloud/Hik-central/ Hik-ProConnect
Voice Prompt	1-CH loudspeaker	1-CH loudspeaker	1-CH loudspeaker	1-CH loudspeaker
Tamper Switch	Support	Support	Support	Support
Power Supply	Built in power supply	Built in power supply	Built in power supply	Built in power supply
Backup Battery	12v 7Ah Storage battery	12v 7Ah Storage battery	12v 7Ah Storage battery	12v 7Ah Storage battery

Wireless Detector

Model	DS-PDPC12P-E62-WE	DS-PDPC12PF-E62-WE	DS-PDPC12P-E62-WB	DS-PDPC12PF-E62-WB
Image				
Detection Method	Passive Infrared;Video Verification	Passive Infrared;Video Verification	Passive Infrared;Video Verification	Passive Infrared;Video Verification
Detection Range	12 m	12 m	12 m	12 m
Detection Angle	85.9°	85.9°	85.9°	85.9°
Detection Zones	52	52	52	52
Detectable Speed	0.3-2 m/s	0.3-2 m/s	0.3-2 m/s	0.3-2 m/s
Sensitivity	High; Auto; Pet	High; Auto; Pet	High; Auto; Pet	High; Auto; Pet
Pet Immunity	30 kg	30 kg	30 kg	30 kg
White Light Filter	6500 lux	6500 lux	6500 lux	6500 lux
Digital Temperature Compensation	Support	Support	Support	Support
Creep Zone Protection	Support	Support	Support	Support
Digital Processing	Support	Support	Support	Support
Sealed Optics	Support	Support	Support	Support
Tamper Protection	Front; Rear	Front; Rear	Front; Rear	Front; Rear
Environment Temperature Indicator	Support	Support	Support	Support
Signal Strength Indicator	Support	Support	Support	Support
Field Angle	88°(H), 68°(V)	88°(H), 68°(V)	88°(H), 68°(V)	88°(H), 68°(V)
Image Type	JPEG	JPEG	JPEG	JPEG
Resolution	160 × 120; 320 × 240; 640 × 480	160 × 120; 320 × 240; 640 × 480	160 × 120; 320 × 240; 640 × 480	160 × 120; 320 × 240; 640 × 480
Fill Light	Infrared Light	White Light	Infrared Light	White Light
Fill Range	12 m	12 m	12 m	12 m
Day/Night Switch	Color/Black & White	Color	Color/Black & White	Color
Power Switch	Power Up Enrolling	Power Up Enrolling	Power Up Enrolling	Power Up Enrolling
LED Indicator	Blue (Alarm)	Blue (Alarm)	Blue (Alarm)	Blue (Alarm)
Transmission Technology	CAM-X Wireless	CAM-X Wireless	CAM-X Wireless	CAM-X Wireless
Transmission Method	Two-Way RF Wireless	Two-Way RF Wireless	Two-Way RF Wireless	Two-Way RF Wireless
Transmission Frequency	868 MHz	868 MHz	433 MHz	433 MHz
Transmission Security	AES-128 encryption	AES-128 encryption	AES-128 encryption	AES-128 encryption
Transmission Range(Free Space)	800 m	800 m	800 m	800 m
Enrolling Method	Power up, Remote ID, QR code	Power up, Remote ID, QR code	Power up, Remote ID, QR code	Power up, Remote ID, QR code
Standard Battery Life	6 years in work status (being triggered every week and completely uploading captures twice)	6 years in work status (being triggered every week and completely uploading captures twice)	6 years in work status (being triggered every week and completely uploading captures twice)	6 years in work status (being triggered every week and completely uploading captures twice)
Power Supply	Battery Powered	Battery Powered	Battery Powered	Battery Powered
Battery Type	CR123A × 3(Included)	CR123A × 3(Included)	CR123A × 3(Included)	CR123A × 3(Included)
Typical Voltage	3 V	3 V	3 V	3 V
Operation Temperature	-10 °C to 55 °C (14 °F to 131 °F)	-10 °C to 55 °C (14 °F to 131 °F)	-10 °C to 55 °C (14 °F to 131 °F)	-10 °C to 55 °C (14 °F to 131 °F)
Storage Temperature	-20 °C to 60 °C (-4 °F to 140 °F)	-20 °C to 60 °C (-4 °F to 140 °F)	-20 °C to 60 °C (-4 °F to 140 °F)	-20 °C to 60 °C (-4 °F to 140 °F)
Operation Humidity	10% to 90%	10% to 90%	10% to 90%	10% to 90%
Dimension (W x H x D)	72.2 × 120.5 × 56.7 mm	72.2 × 120.5 × 56.7 mm	72.2 × 120.5 × 56.7 mm	72.2 × 120.5 × 56.7 mm
Weight	210 g	220 g	210 g	220 g

Model	DS-PDP612P-E62-WE	DS-PDP612P-E62-WB
Image		
Detection Method	Passive Infrared;Acoustic Sensor	Passive Infrared;Acoustic Sensor
Detection Range	12 m	12 m
Detection Angle	85.9°	85.9°
Detection Zones	52	52
Detectable Speed	0.3-2 m/s	0.3-2 m/s
Pet Immunity	30 kg	30 kg
White Light Filter	6500 lux	6500 lux
PIR Sensitivity	Auto; High; Pet	Auto; High; Pet
Glass Break Range	8 m	8 m
Glass Type	Float;Plate;Tampered;Wired;Laminated Leaded;Double Glazing	Float;Plate;Tampered;Wired;Laminated Leaded;Double Glazing
Glass Break Sensitivity	2 m,4 m,6 m,8 m	2.4 mm to 6.4 mm
Glass Thickness	2.4 mm to 6.4 mm	2 m,4 m,6 m,8 m
Glass Size	0.3 m x 0.3 m to 3 m x 3 m	0.3 m x 0.3 m to 3 m x 3 m
Digital Temperature Compensation	Support	Support
Creep Zone Protection	Support	Support
Digital Processing	Support	Support
Sealed Optics	Support	Support
Tamper Protection	Front; Rear	Front; Rear
Environment Temperature Indicator	Support	Support
Signal Strength Indicator	Support	Support
Power Switch	Power Up Enrolling	Power Up Enrolling
LED Indicator	Green(PIR),Red(BG),Blue (Alarm)	Green(PIR),Red(BG),Blue (Alarm)
Transmission Technology	Tri-X Wireless	Tri-X Wireless
Transmission Method	Two-Way RF Wireless	Two-Way RF Wireless
Transmission Frequency	868 MHz	433 MHz
Transmission Security	AES-128 Encryption	AES-128 Encryption
Transmission Range(Free Space)	1.6 km	1 km
Frequency Hopping	Support	Support
Enrolling Method	Power up; Remote ID; QR Code	Power up; Remote ID; QR Code
Standard Battery Life	4 years in work status (being triggered 20 times per day)	4 years in work status (being triggered 20 times per day)
Power Supply	Battery Powered	Battery Powered
Battery Type	CR123A × 2(Included)	CR123A × 2(Included)
Typical Voltage	3 V	3 V
Operation Temperature	-10 °C to 55 °C (14 °F to 131 °F)	-10 °C to 55 °C (14 °F to 131 °F)
Storage Temperature	-20 °C to 60 °C (-4 °F to 140 °F)	-20 °C to 60 °C (-4 °F to 140 °F)
Operation Humidity	10% to 90%	10% to 90%
Dimension (W x H x D)	65.5 ×103 ×48.5 mm	65.5 ×103 ×48.5 mm

Wireless Detector

Model	DS-PDP15P-E62-WE	DS-PDP15P-E62-WB	DS-PDC15-E62-WE	DS-PDC15-E62-WB	DS-PDD12P-E62-WE	DS-PDD12P-E62-WB	DS-PDCL12-E62-WE	DS-PDCL12-E62-WB
Image								
Detection Method	Passive Infrared	Passive Infrared	Passive Infrared	Passive Infrared	Passive Infrared;Microwave	Passive Infrared;Microwave	Passive Infrared	Passive Infrared
Detection Range	15m	15m	15m	15m	12m	12m	12m	12m
Detection Angle	85.9°	85.9°	6.3°	6.3°	85.9°	85.9°	360°	360°
Detection Zones	52	52	18	18	52	52	172	172
Detectable Speed	0.3 ~ 2m/s	0.3 ~ 2m/s	0.3 ~ 2m/s	0.3 ~ 2m/s	0.3 ~ 2m/s	0.3 ~ 2m/s	0.3 ~ 2 m/s	0.3 ~ 2 m/s
Sensitivity	High; Auto; Pet	High; Auto; Pet	/	/	High; Auto; Pet	High; Auto; Pet	Auto, Low	Auto, Low
Pet Immunity	30Kg	30Kg	None	None	30Kg	30Kg	/	/
White Light Filter	6500lux	6500lux	6500lux	6500lux	6500lux	6500lux	6500lux	6500lux
Microwave Frequency	/	/	/	/	24GHz[24.15 ~ 24.25GHz]	24GHz[24.15 ~ 24.25GHz]	/	/
Digital Temperature Compensation	Support	Support	Support	Support	Support	Support	Support	Support
Creep Zone Protection	Support	Support	Support	Support	Support	Support	Support	Support
Digital Processing	Support	Support	Support	Support	Support	Support	Support	Support
Sealed Optics	Support	Support	Support	Support	Support	Support	Support	Support
Tamper Protection	Front; Rear	Front; Rear	Front; Rear	Front; Rear	Front; Rear	Front; Rear	Front; Rear	Front; Rear
Environment Temperature Indicator	Support	Support	Support	Support	Support	Support	Support	Support
Signal Strength Indicator	Support	Support	Support	Support	Support	Support	Support	Support
Power Switch	Power Up Enrolling	Power Up Enrolling	Power Up Enrolling	Power Up Enrolling	Power Up Enrolling	Power Up Enrolling	Power Up Enrolling	Power Up Enrolling
LED Indicator	Blue(Alarm)	Blue(Alarm)	Blue(Alarm)	Blue(Alarm)	Green(PIR) Red(Microwave) Blue(Alarm)	Green(PIR) Red(Microwave) Blue(Alarm)	Blue(Alarm)	Blue(Alarm)
Transmission Technology	Tri-X Wireless	Tri-X Wireless	Tri-X Wireless	Tri-X Wireless	Tri-X Wireless	Tri-X Wireless	Tri-X Wireless	Tri-X Wireless
Transmission Method	Two-Way RF Wireless	Two-Way RF Wireless	Two-Way RF Wireless	Two-Way RF Wireless	Two-Way RF Wireless	Two-Way RF Wireless	Two-Way RF Wireless	Two-Way RF Wireless
Transmission Frequency	868MHz	433MHz	868MHz	433MHz	868MHz	433MHz	868MHz	433MHz
Transmission Security	AES-128 Encryption	AES-128 Encryption	AES-128 Encryption	AES-128 Encryption	AES-128 Encryption	AES-128 Encryption	AES-128 encryption	AES-128 encryption
Transmission Range(Free Space)	1.6Km	1.2Km	1.6Km	1.2Km	1.6Km	1.2Km	1.6Km	1Km
Frequency Hopping	Support	Support	Support	Support	Support	Support	Support	Support
Enrolling Method	Power up;Remote ID;QR Code	Power up;Remote ID;QR Code	Power up;Remote ID;QR Code	Power up;Remote ID;QR Code	Power up;Remote ID;QR Code	Power up;Remote ID;QR Code	Power up, Remote ID, QR code	Power up, Remote ID, QR code
Standard Battery Life	5 years in work status (being triggered 20 times per day)	5 years in work status (being triggered 20 times per day)	5 years in work status (being triggered 20 times per day)	5 years in work status (being triggered 20 times per day)	5 years in work status (being triggered 20 times per day)	5 years in work status (being triggered 20 times per day)	5 years in work status (being triggered 20 times per day)	5 years in work status (being triggered 20 times per day)
Battery Type	CR123A × 1	CR123A × 1	CR123A × 1	CR123A × 1	CR123A × 2	CR123A × 2	CR123A × 1	CR123A × 1
Mounting Method	Wall	Wall	Wall	Wall	Wall	Wall	Ceiling	Ceiling
Application Scenario	Indoor	Indoor	Indoor	Indoor	Indoor	Indoor	Indoor	Indoor
Bracket	Optional Wall & Ceiling Accessory	Optional Wall & Ceiling Accessory	Optional Wall & Ceiling Accessory	Optional Wall & Ceiling Accessory	Optional Wall & Ceiling Accessory	Optional Wall & Ceiling Accessory	N/A	N/A
IP Rate	\	\	\	\	\	\	\	\
Image Type	\	\	\	\	\	\	\	\
Resolusion	\	\	\	\	\	\	\	\








Video Intercom

Access Control

Security Alarm


Intelligent Security Inspection

Wireless Detector

Model	DS-PDC10AM-E62-WE	DS-PDC10AM-E62-WB	DS-PDC10DM-E62-WE	DS-PDC10DM-E62-WB	DS-PDTT15AM-LM-WE	DS-PDTT15AM-LM-WB	DS-PDCM15PF-IR
Image							
Detection Method	Passive Infrared	Passive Infrared	Passive Infrared;Microwave	Passive Infrared;Microwave	Passive Infrared;Microwave	Passive Infrared;Microwave	Video Verification
Detection Range	Wall Mount: 10m Ceiling Mount: 5m	Wall Mount: 10m Ceiling Mount: 5m	Wall Mount: 10m Ceiling Mount: 5m	Wall Mount: 10m Ceiling Mount: 5m	15m	15m	15m
Detection Angle	5°	5°	5°	5°	90° @ 180° adjustable	90° @ 180° adjustable	137.2°[H], 80.1°[V]
Detection Zones	32	32	32	32	92	92	\
Detectable Speed	0.3 ~ 2 m/s	0.3 ~ 2 m/s	0.3 ~ 2 m/s	0.3 ~ 2 m/s	0.3 ~ 2 m/s	0.3 ~ 2 m/s	\
Sensitivity	Auto,Pet	Auto,Pet	Auto,Pet	Auto,Pet	Auto,Low	Auto,Low	\
Pet Immunity	Wall Mount: 12Kg Ceiling Mount: None	Wall Mount: 12Kg Ceiling Mount: None	Wall Mount: 12Kg Ceiling Mount: None	Wall Mount: 12Kg Ceiling Mount: None	40Kg	40Kg	\
White Light Filter	6500lux	6500lux	6500lux	6500lux	10000lux	10000lux	\
Anti-masking	Support	Support	Support	Support	Support	Support	\
Microwave Frequency	/	/	24GHz[24.15 ~ 24.25GHz]	24GHz[24.15 ~ 24.25GHz]	24GHz[24.15 ~ 24.25GHz]	24GHz[24.15 ~ 24.25GHz]	\
Digital Temperature Compensation	Support	Support	Support	Support	Support	Support	\
Creep Zone Protection	Support	Support	Support	Support	Support	Support	\
Digital Processing	Support	Support	Support	Support	Support	Support	\
Sealed Optics	Support	Support	Support	Support	Support	Support	\
Tamper Protection	Front; Rear	Front; Rear	Front; Rear	Front; Rear	Front; Rear	Front; Rear	\
Environment Temperature Indicator	Support	Support	Support	Support	Support	Support	\
Signal Strength Indicator	Support	Support	Support	Support	Support	Support	\
Power Switch	Power Up Enrolling	Power Up Enrolling	Power Up Enrolling	Power Up Enrolling	Power Up Enrolling	Power Up Enrolling	Power Up Enrolling
LED Indicator	Blue[Alarm], Green+Orange[Mask]	Blue[Alarm], Green+Orange[Mask]	Blue[Alarm], Green+Orange[Mask]	Blue[Alarm], Green+Orange[Mask]	Green[Top PIR], Red[Microwave], Orange[Bottom PIR], Green+Orange[Mask], Blue[Alarm]	Green[Top PIR], Red[Microwave], Orange[Bottom PIR], Green+Orange[Mask], Blue[Alarm]	Infrared Light
Transmission Technology	Tri-X Wireless	Tri-X Wireless	Tri-X Wireless	Tri-X Wireless	Tri-X Wireless	Tri-X Wireless	CAM-X Wireless
Transmission Method	Two-Way RF Wireless	Two-Way RF Wireless	Two-Way RF Wireless	Two-Way RF Wireless	Two-Way RF Wireless	Two-Way RF Wireless	Two-Way RF Wireless
Transmission Frequency	868MHz	433MHz	868MHz	433MHz	868MHz	433MHz	\
Transmission Security	AES-128 encryption	AES-128 encryption	AES-128 encryption	AES-128 encryption	AES-128 encryption	AES-128 encryption	AES-128 encryption
Transmission Range(Free Space)	1.6Km	1Km	1.6Km	1Km	1.6Km	1Km	\
Frequency Hopping	Support	Support	Support	Support	Support	Support	\
Enrolling Method	Power up, Remote ID, QR code	Power up, Remote ID, QR code	Power up, Remote ID, QR code	Power up, Remote ID, QR code	Power up, Remote ID, QR code	Power up, Remote ID, QR code	\
Standard Battery Life	5 years in work status (being triggered 20 times per day)	5 years in work status (being triggered 20 times per day)	5 years in work status (being triggered 20 times per day)	5 years in work status (being triggered 20 times per day)	5 years in work status (Standalone: being triggered 20 times per day) (With camera integrat	5 years in work status (Standalone: being triggered 20 times per day) (With camera integrat	\
Battery Type	CR123A x 2	CR123A x 2	CR123A x 2	CR123A x 2	CR123A x 5	CR123A x 5	\
Mounting Method	wall,Ceiling	wall,Ceiling	wall,Ceiling	wall,Ceiling	wall	wall	wall
Application Scenario	Indoor,outdoor	Indoor,outdoor	Indoor,outdoor	Indoor,outdoor	outdoor	outdoor	outdoor
Bracket	L-shaped adapter included	L-shaped adapter included	L-shaped adapter included	L-shaped adapter included"	\	\	\
IP Rate	IP65	IP65	IP65	IP65	IP65	IP65	IP66
Image Type	\	\	\	\	\	\	JPEG
Resolution	\	\	\	\	\	\	640*480;320*240;160*120







Wireless Detector

Model	DS-PDEBP1-E62-WE	DS-PDEBP1-E62-WB	DS-PDEB1-E62-WE(B)	DS-PDEB1-E62-WB(B)
Image				
Button	1	1	1	1
Tamper-Proof	/	/	Front; Rear	Front; Rear
Environment Temperature Indicator	/	/	Support	Support
Signal strength indication	Support	Support	Support	Support
Indicator	Flashing LED for Alarm(Red or Green)	Flashing LED for Alarm(Red or Green)	Blue (Alarm)	Blue (Alarm)
Wireless Technology	Tri-X Wireless	Tri-X Wireless	Tri-X Wireless	Tri-X Wireless
Transmission Method	Two-Way RF Wireless	Two-Way RF Wireless	Two-Way RF Wireless	Two-Way RF Wireless
RF Frequency	868 MHz	433 MHz	868 MHz	433 MHz
Transmission Range(Free Space)	1 km	800 m	1.2 km	800 m
Wireless Security	AES-128 encryption	AES-128 encryption	AES-128 encryption	AES-128 encryption
Enrolling Methods	Power up, remote ID and QR code	Power up, remote ID and QR code	Power up, remote ID and QR code	Power up, remote ID and QR code
Frequency Hooping	Support	Support	Support	Support
Battery type	CR2032 x 1(Included)	CR2032 x 1(Included)	CR2450 x 1(Included)	CR2450 x 1(Included)
Battery life span	3 years in work status (being triggered 20 times per day).	3 years in work status (being triggered 20 times per day).	3 years in work status (being triggered 20 times per day)	3 years in work status (being triggered 20 times per day)
Power Supply	Battery Powered	Battery Powered	Battery Powered	Battery Powered
Typical Voltage	3 V	3 V	3 V	3 V
Dimension (WxHxD)	φ38 × 12 mm	φ38 × 12 mm	63.8 mm × 63.8 mm × 17.9 mm	63.8 mm × 63.8 mm × 17.9 mm
Weight	13.5 g	13.5 g	45.5 g	45.5 g
Operation temperature	-10 °C to 55 °C (14 °F to 131 °F)	-10 °C to 55 °C (14 °F to 131 °F)	-10 °C to 55 °C (14 °F to 131 °F)	-10 °C to 55 °C (14 °F to 131 °F)
Storage Temperature	-20 °C to 60 °C (-4 °F to 140 °F)	-20 °C to 60 °C (-4 °F to 140 °F)	-20 °C to 60 °C (-4 °F to 140 °F)	-20 °C to 60 °C (-4 °F to 140 °F)
Operation humidity	10% to 90%	10% to 90%	10% to 90%	10% to 90%
IP Rate	IP66	IP66	IP66	IP66
Mounting Method	Portable	Portable	Wall	Wall



Model	DS-PDSMK-S-WE	DS-PDSMK-S-WB
Image		
Detection Method	Chamber With Photoelectric Sensor	Chamber With Photoelectric Sensor
Environment Temperature Indicator	Support	Support
Signal Strength Indicator	Support	Support
Power Switch	Power Up Enrolling	Power Up Enrolling
LED Indicator	Red (Alarm)	Red (Alarm)
Buzzer	≥ 85dB @ 3 m	≥ 85dB @ 3 m
Transmission Method	Two-Way RF Wireless	Two-Way RF Wireless
Transmission Frequency	868MHz	433MHz
Transmission Security	AES-128 Encryption	AES-128 Encryption
Transmission Range(Free Space)	800m	800m
Enrolling Method	Power up;Remote ID;QR Code	Power up;Remote ID;QR Code
Typical Voltage	3V	3V
Operation Temperature	-10 °C to 60 °C (14 °F to 140°F)	-10 °C to 60 °C (14 °F to 140°F)
Storage Temperature	-20 °C to 60 °C (-4 °F to 140 °F)	-20 °C to 60 °C (-4 °F to 140 °F)
Operation Humidity	10% to 90%	10% to 90%
Dimension(WxHxD)	φ102 × 35mm	φ102 × 35mm
Weight	125g	125g
Mounting Method	Ceiling	Ceiling
Application Scenario	Indoor	Indoor

Model	DS-PDWL-E-WE	DS-PDWL-E-WB
Image		
Detection Method	Water Leak Detection	Water Leak Detection
Digital Processing	Support	Support
Tamper Protection	Front; Rear	Front; Rear
Environment Temperature Indicator	Support	Support
Signal Strength Indicator	Support	Support
LED Indicator	Blue (Alarm)	Blue (Alarm)
Transmission Technology	Tri-X Wireless	Tri-X Wireless
Transmission Method	Two-Way RF Wireless	Two-Way RF Wireless
Transmission Frequency	868 MHz	433 MHz
Transmission Security	AES-128 Encryption	AES-128 Encryption
Transmission Range(Free Space)	1.2 km	1 km
Frequency Hopping	Support	Support
Enrolling Method	Power up; Remote ID; QR Code	Power up; Remote ID; QR Code
Typical Voltage	3 V	3 V
Power Supply	Battery Powered	Battery Powered
Battery Type	CR2450 x 1(Included)	CR2450 x 1(Included)
Standard Battery Life	3 years in work status (being triggered 20 times per day)	3 years in work status (being triggered 20 times per day)
Operation Temperature	-10 °C to 55 °C (14 °F to 131 °F)	-10 °C to 55 °C (14 °F to 131 °F)
Storage Temperature	-20 °C to 60 °C (-4 °F to 140 °F)	-20 °C to 60 °C (-4 °F to 140 °F)
Operation Humidity	10% to 90%	10% to 90%
IP Rate	IP66	IP66
Dimension (W x H x D)	62.4 mm × 62.4 mm × 14.6 mm	62.4 mm × 62.4 mm × 14.6 mm
Weight	85.5 g	85.5 g
Mounting Method	Wall; Surface	Wall; Surface
Application Scenario	Indoor	Indoor

Wireless Detector









Model	DS-PDMCS-E62-WE	DS-PDMCS-E62-WB	DS-PDMC-E62-WE	DS-PDMC-E62-WB	DS-PDMCX-E-WE	DS-PDMCX-E-WB
Image						
Detection Method	Opening Contact	Opening Contact	Opening Contact	Opening Contact	Opening Contact	Opening Contact
Detection Gap	52mm Max	52mm Max	43mm Max	43mm Max	76mm Max	76mm Max
Digital Processing	Support	Support	Support	Support	Support	Support
Tamper Protection	Front; Rear	Front; Rear	Front; Rear	Front; Rear	Front; Rear	Front; Rear
Environment Temperature Indicator	Support	Support	Support	Support	Support	Support
Signal Strength Indicator	Support	Support	Support	Support	Support	Support
Alarm Input	/	/	Normally Closed; Normally Open; Impulse Count	Normally Closed; Normally Open; Impulse Count	Normally Closed; Normally Open; Impulse Count	Normally Closed; Normally Open; Impulse Count
Power Switch	Power Up Enrolling	Power Up Enrolling	Power Up Enrolling	Power Up Enrolling	Power Up Enrolling	Power Up Enrolling
LED Indicator	Blue (Alarm)	Blue (Alarm)	Blue (Alarm)	Blue (Alarm)	Blue (Alarm)	Blue (Alarm)
Transmission Technology	Tri-X Wireless	Tri-X Wireless	Tri-X Wireless	Tri-X Wireless	Tri-X Wireless	Tri-X Wireless
Transmission Method	Two-Way RF Wireless	Two-Way RF Wireless	Two-Way RF Wireless	Two-Way RF Wireless	Two-Way RF Wireless	Two-Way RF Wireless
Transmission Frequency	868 MHz	433 MHz	868 MHz	433 MHz	868 MHz	433 MHz
Transmission Security	AES-128 Encryption	AES-128 Encryption	AES-128 Encryption	AES-128 Encryption	AES-128 Encryption	AES-128 Encryption
Transmission Range(Free Space)	1.2 km	1 km	1.6 km	1.2 km	1.6 km	1 km
Frequency Hopping	Support	Support	Support	Support	Support	Support
Enrolling Method	Power up; Remote ID; QR Code	Power up; Remote ID; QR Code	Power up; Remote ID; QR Code	Power up; Remote ID; QR Code	Power up; Remote ID; QR Code	Power up; Remote ID; QR Code
Standard Battery Life	3 years in work status (being triggered 20 times per day)	3 years in work status (being triggered 20 times per day)	5 years in work status (being triggered 20 times per day)	5 years in work status (being triggered 20 times per day)	5 years in work status (being triggered 20 times per day)	5 years in work status (being triggered 20 times per day)
Power Supply	Battery Powered	Battery Powered	Battery Powered	Battery Powered	Battery Powered	Battery Powered
Battery Type	CR2450 x 1 (Included)	CR2450 x 1 (Included)	CR123A x 1 (Included)	CR123A x 1 (Included)	CR123A x 1 (Included)	CR123A x 1 (Included)
Typical Voltage	3 V	3 V	3 V	3 V	3 V	3 V
Operation Temperature	-10 °C to 55 °C [14 °F to 131 °F]	-10 °C to 55 °C [14 °F to 131 °F]	-10 °C to 55 °C [14 °F to 131 °F]	-10 °C to 55 °C [14 °F to 131 °F]	-20 °C to 60 °C [-4 °F to 140 °F]	-20 °C to 60 °C [-4 °F to 140 °F]
Storage Temperature	-20 °C to 60 °C [-4 °F to 140 °F]	-20 °C to 60 °C [-4 °F to 140 °F]	-20 °C to 60 °C [-4 °F to 140 °F]	-20 °C to 60 °C [-4 °F to 140 °F]	-30 °C to 60 °C [-22 °F to 149 °F]	-30 °C to 60 °C [-22 °F to 149 °F]
Operation Humidity	10% to 90%	10% to 90%	10% to 90%	10% to 90%	10% to 90%	10% to 90%
Dimension (W x H x D)	29 × 69 × 10 mm 14 × 69 × 10 mm	29 × 69 × 10 mm 14 × 69 × 10 mm	22.5 × 103 × 23.2 mm 13 × 34.4 × 11.4 mm	22.5 × 103 × 23.2 mm 13 × 34.4 × 11.4 mm	40.5 × 146 × 40.9 mm 30.5 × 146 × 40.9 mm	40.5 × 146 × 40.9 mm 30.5 × 146 × 40.9 mm
Weight	38 g	38 g	59 g	59 g	247 g	247 g
Application Scenario	Indoor	Indoor	Indoor	Indoor	Outdoor, IP66	Outdoor, IP66

Wireless Detector





Model	DS-PDMCK-E62-WE	DS-PDMCK-E62-WB
Image		
Detection Method	Opening Contact; Shock Sensor	Opening Contact; Shock Sensor
Detection Gap	43mm Max	43mm Max
Sensitivity	Shock Detection: High, Normal, Low Tilt Detection: Up to 25°	Shock Detection: High, Normal, Low Tilt Detection: Up to 25°
Digital Processing	Support	Support
Tamper Protection	Front; Rear	Front; Rear
Environment Temperature Indicator	Support	Support
Signal Strength Indicator	Support	Support
Alarm Input	Normally Closed; Normally Open; Impulse Count	Normally Closed; Normally Open; Impulse Count
Power Switch	Power Up Enrolling	Power Up Enrolling
LED Indicator	Green(MC), Orange(tilt), Red(shock), Blue (Alarm)	Green(MC), Orange(tilt), Red(shock), Blue (Alarm)
Transmission Technology	Tri-X Wireless	Tri-X Wireless
Transmission Method	Two-Way RF Wireless	Two-Way RF Wireless
Transmission Frequency	868 MHz	433 MHz
Transmission Security	AES-128 Encryption	AES-128 Encryption
Transmission Range(Free Space)	1.6 km	1 km
Frequency Hopping	Support	Support
Enrolling Method	Power up; Remote ID; QR Code	Power up; Remote ID; QR Code
Standard Battery Life	3 years in work status (being triggered 20 times per day)	3 years in work status (being triggered 20 times per day)
Power Supply	Battery Powered	Battery Powered
Battery Type	CR123A x 1 (Included)	CR123A x 1 (Included)
Typical Voltage	3 V	3 V
Operation Temperature	-10 °C to 55 °C (14 °F to 131 °F)	-10 °C to 55 °C (14 °F to 131 °F)
Storage Temperature	-20 °C to 60 °C (-4 °F to 140 °F)	-20 °C to 60 °C (-4 °F to 140 °F)
Operation Humidity	10% to 90%	10% to 90%
Dimension (W x H x D)	22.5 mm x 103 mm x 23.2 mm 13 mm x 34.4 mm x 11.4 mm	22.5 mm x 103 mm x 23.2 mm 13 mm x 34.4 mm x 11.4 mm
Weight	60 g	60 g
Application Scenario	Indoor	Indoor

Model	DS-PDB68-E62-WE	DS-PDB68-E62-WB
Image		
Detection Method	Acoustic Sensor	Acoustic Sensor
Detection Range	8m	8m
Detection Angle	120°	120°
Sensitivity	2m; 4m; 6m; 8m	2m; 4m; 6m; 8m
Glass Type	Float; Plate; Tempered; Wired; Laminated Leaded; Double Glazing	Float; Plate; Tempered; Wired; Laminated Leaded; Double Glazing
Glass Thickness	2.4mm to 6.4mm	2.4mm to 6.4mm
Glass Size	0.3m x 0.3m to 3m x 3m	0.3m x 0.3m to 3m x 3m
Digital Processing	Support	Support
Tamper Protection	Front; Rear	Front; Rear
Environment Temperature Indicator	Support	Support
Signal Strength Indicator	Support	Support
Alarm Input	Normally Closed; Normally Open; Impulse Count	Normally Closed; Normally Open; Impulse Count
Power Switch	Power Up Enrolling	Power Up Enrolling
LED Indicator	Blue (Alarm)	Blue (Alarm)
Transmission Technology	Tri-X Wireless	Tri-X Wireless
Transmission Method	Two-Way RF Wireless	Two-Way RF Wireless
Transmission Frequency	868 MHz	433 MHz
Transmission Security	AES-128 Encryption	AES-128 Encryption
Transmission Range(Free Space)	1.6 km	1 km
Frequency Hopping	Support	Support
Enrolling Method	Power up; Remote ID; QR Code	Power up; Remote ID; QR Code
Power Supply	Battery Powered	Battery Powered
Battery Type	CR123A x 2 (Included)	CR123A x 2 (Included)
Typical Voltage	3 V	3 V
Standard Battery Life	5 years in work status (being triggered 20 times per day)	5 years in work status (being triggered 20 times per day)
Operation Temperature	-10 °C to 55 °C (14 °F to 131 °F)	-10 °C to 55 °C (14 °F to 131 °F)
Storage Temperature	-20 °C to 60 °C (-4 °F to 140 °F)	-20 °C to 60 °C (-4 °F to 140 °F)
Operation Humidity	10% to 90%	10% to 90%
Dimension (W x H x D)	38.8 mm x 107.0 mm x 24.5 mm	38.8 mm x 107.0 mm x 24.5 mm
Weight	83 g	83 g
Mounting Method	Wall; Ceiling	Wall; Ceiling
Application Scenario	Indoor	Indoor

Model	DS-PDTPH-E-WE	DS-PDTPH-E-WB
Image		
Detection Method	Temperature Sensor	Temperature Sensor
Detection range	-10 °C to 55 °C (standalone) -35 °C to 99 °C (with probe)	-10 °C to 55 °C (standalone) -35 °C to 99 °C (with probe)
Digital Processing	Support	Support
Tamper protection	Front; Rear	Front; Rear
Environment Temperature Indicator	Support	Support
Signal Strength Indicator	Support	Support
LED Indicator	On Screen Display	On Screen Display
Transmission Technology	Tri-X Wireless	Tri-X Wireless
Transmission Method	Two-Way RF Wireless	Two-Way RF Wireless
Transmission frequency	868 MHz	433 MHz
Transmission encryption	AES-128 Encryption	AES-128 Encryption
Transmission Range(Free Space)	1.2 km	800 m
Frequency hopping	Support	Support
Enrolling Method	Power up, Remote ID, QR Code	Power up, Remote ID, QR Code
Power Supply	Battery Powered	Battery Powered
Battery Type	AAA x 2 (Included)	AAA x 2 (Included)
Typical Voltage	3 V	3 V
Standard Battery Life	2 years in work status (being triggered 20 times per day)	2 years in work status (being triggered 20 times per day)
Operating temperature	-10 °C to 55 °C (14 °F to 131 °F)	-10 °C to 55 °C (14 °F to 131 °F)
Storage temperature	-20 °C to 60 °C (-4 °F to 140 °F)	-20 °C to 60 °C (-4 °F to 140 °F)
Operating humidity	10% to 90%	10% to 90%
Dimension (W x H x D)	62.6 mm x 62.6 mm x 18 mm	62.6 mm x 62.6 mm x 18 mm
Weight	73.5 g	73.5 g
Mounting Method	Wall	Wall
Application Scenario	Indoor	Indoor





Model	DS-PM1-I1-WE	DS-PM1-I1-WB	DS-PM1-I1602-WE	DS-PM1-I1602-WB
Image	 	 	 	 
Serial port	1	1	1	1
Power switch	1	1	1	1
Alarm input	1 Alarm, 1 Tamper	1 Alarm, 1 Tamper	16	16
Alarm output	1 PGM, AM/Output	1 PGM, AM/Output	2	2
Power Output	1, 3.3V up to 10mA	1, 3.3V up to 10mA	2 (12v, total1A)	2 (12v, total1A)
Power supply	3 CR123	3 CR123	100-240VAC, 30w	100-240VAC, 30w
Operation humidity	10%-90%	10%-90%	10%-90%	10%-90%
Operation temperature	-10°C ~ 55°C	-10°C ~ 55°C	-10°C ~ 55°C	-10°C ~ 55°C
Power consumption	Quiescent current: 40.29 uA; Max current: 47.85mA; Voltage: 3 VDC	Quiescent current: 40.29 uA; Max current: 47.85mA; Voltage: 3 VDC	Battery Supply: Quiescent current (50mA), Max current (1500mA), Voltage (13.8V) 220V Supply: Quiescent current (45mA), Max current (300mA), Voltage (220V)	Battery Supply: Quiescent current (50mA), Max current (1500mA), Voltage (13.8V) 220V Supply: Quiescent current (45mA), Max current (300mA), Voltage (220V)
Battery life span	More than 5 years	More than 5 years	Up to 36 hours	Up to 36 hours
RF frequency	868MHz	433MHz	868MHz	433MHz
Indicator	3	3	3	3
Dimension(WxHxD)	102*41*20mm	102*41*20mm	261*199*86.4mm	261*199*86.4mm
Weight	35g(Without Battery), 90g(With Battery)	35g(Without Battery), 90g(With Battery)	975 g (without battery),3024g (with battery)	975 g (without battery),3024g (with battery)







Wireless Peripherals

Model	DS-PK1-E-WE	DS-PK1-E-WB	DS-PK1-LT-WE	DS-PK1-LT-WB
Image	 <p>LED indicates the programmed area</p>	 <p>LED indicates the programmed area</p>	 <p>menu operation</p>	 <p>menu operation</p>
Colour	White	White	White	White
Installation	Wall mounting	Wall mounting	Wall mounting	Wall mounting
Function buttons	Stay and away arm, disarm, fire, medical, PA, output control, enter and cancel	Stay and away arm, disarm, fire, medical, PA, output control, enter and cancel	*, #, Query, Away arm, Stay arm, Disarm, Output, Project, Right, Left	*, #, Query, Away arm, Stay arm, Disarm, Output, Project, Right, Left
Numeric buttons	0-9	0-9	0-9	0-9
Area display backlight	Support	Support	Support	Support
LED indicators	Arm (blue), fault (amber), alarm (red), signal (green)	Arm (blue), fault (amber), alarm (red), signal (green)	Fault (orange), Enrollment/Signal (red/green), Arm (blue), Disarm (green), Alarm (red)	Fault (orange), Enrollment/Signal (red/green), Arm (blue), Disarm (green), Alarm (red)
Frame backlight	Yes	Yes	Yes	Yes
Buzzer	Entry, exit, alarm and warning tones	Entry, exit, alarm and warning tones	Supported	Supported
Tamper protection	Front and back	Front and back	Front and back	Front and back
Wireless technology	Tri-X Wireless Technology	Tri-X Wireless Technology	Tri-X Wireless Technology	Tri-X Wireless Technology
Two-way wireless communication	Yes	Yes	Yes	Yes
Transmission frequency	868 MHz	433 MHz	868 MHz	433 MHz
RF range	1.2 km (open space)	900 m (open space)	1.2 km (open space)	800 m (open space)
Transmission encryption	AES-128 encryption	AES-128 encryption	AES-128 encryption	AES-128 encryption
Enrolling methods	Power up, remote ID and QR code	Power up, remote ID and QR code	Power up, remote ID and QR code	Power up, remote ID and QR code
Frequency hopping	Multichannel transmission	Multichannel transmission	Multichannel transmission	Multichannel transmission
Signal strength indicators	Yes	Yes	Yes	Yes
Environment temperature indicator	Yes	Yes	Yes	Yes
Programming method	Advanced wireless link	Advanced wireless link	Advanced wireless link	Advanced wireless link
Battery	AA x 4 (included)	AA x 4 (included)	CR123x 4 (included)	CR123x 4 (included)
Standard battery life	3 years	3 years	Standby time more than two years	Standby time more than two years
Operating temperature	-10°C to +55°C	-10°C to +55°C	-10°C - +55°C	-10°C - +55°C
Dimension (W × H × D)	86 × 140 × 22 mm	86 × 140 × 22 mm	174.63 × 109.62 × 25.25 mm	174.63 × 109.62 × 25.25 mm



Wireless Peripherals


Model	DS-PT1-WE	DS-PT1-WB
Image	 	 
Colour	White	White
Installation	Wall mounting	Wall mounting
Individual area arming	Individual or group arming	Individual or group arming
Area display LEDs	Up to 4 areas	Up to 4 areas
LED indicators	Area status (blue x 4) alarm/fault (red/amber x 1)	Area status (blue x 4) alarm/fault (red/amber x 1)
Buzzer	Entry, exit, alarm and warning tones	Entry, exit, alarm and warning tones
Tamper protection	Front and back	Front and back
Wireless technology	Tri-X Wireless Technology	Tri-X Wireless Technology
Two-way wireless communication	Yes	Yes
Transmission frequency	868 MHz	433 MHz
RF range	1.2 km (open space)	900 m (open space)
Transmission encryption	AES-128 encryption	AES-128 encryption
Enrolling methods	Power up, remote ID and QR code	Power up, remote ID and QR code
Frequency hopping	Multichannel transmission	Multichannel transmission
Signal strength indicators	Yes	Yes
Environment temperature indicator	Yes	Yes
Programming method	Advanced wireless link	Advanced wireless link
Battery	AA x 4 (included)	AA x 4 (included)
Standard battery life	3 years	3 years
Dimension (W x H x D)	75 x 124 x 0.8 mm	75 x 124 x 0.8 mm
Operating temperature	-10°C to 55°C	-10°C to 55°C

Model	DS-PR1-WE	DS-PR1-WB
Image	 	 
Colour	White	White
Installation	Ceiling or wall mounting	Ceiling or wall mounting
Auto device enrolling	Yes	Yes
LED indicators	Signal (green/red), power (green) and fault (amber)	Signal (green/red), power (green) and fault (amber)
Buzzer	Entry, exit, alarm and warning tones	Entry, exit, alarm and warning tones
Tamper protection	Front and back	Front and back
Encapsulated PCB	Yes	Yes
Wireless technology	Tri-X Wireless Technology	Tri-X Wireless Technology
PIRCAM	Support	Support
Two-way wireless communication	Yes	Yes
Transmission frequency	868 MHz	433 MHz
RF range	1.6 km (open space)	800 m (open space)
Transmission encryption	AES-128 encryption	AES-128 encryption
Enrolling methods	Power up, remote ID and QR code	Power up, remote ID and QR code
Frequency hopping	Multichannel transmission	Multichannel transmission
Signal strength indicators	Yes	Yes
Environment temperature indicator	Yes	Yes
Power supply	100 - 240 VAC	100 - 240 VAC
Standard battery life	36 hours	36 hours
Operating temperature	-10°C to 55°C	-10°C to 55°C


Model	DS-PS1-E-WE	DS-PS1-E-WB	DS-PS1-I-WE	DS-PS1-I-WE	DS-PS1-II-WE	DS-PS1-II-WB
Image	 <HOT	 <HOT	 <HOT	 <HOT	 <NEW <HOT 2-way audio	 <NEW <HOT 2-way audio
Colour	Blue/Red/Amber	Blue/Red/Amber	White	White	White	White
Installation	Wall mounting	Wall mounting	Wall mounting	Wall mounting	Wall mounting	Wall mounting
Sounder Output	110 dB	110 dB	110 dB	110 dB	90 to 110 dB	90 to 110 dB
Piezo sounder	Yes	Yes	Yes	Yes	Yes	Yes
LED strobe	Yes	Yes	Blue or red	Blue or red	Blue or red	Blue or red
Tamper protection	Front and back	Front and back	Front and back	Front and back	Front and back	Front and back
Encapsulated PCB	Yes	Yes	Yes	Yes	Yes	Yes
Wireless technology	Tri-X Wireless Technology	Tri-X Wireless Technology	Tri-X Wireless Technology	Tri-X Wireless Technology	Cam-X Wireless Technology	Cam-X Wireless Technology
Two-way wireless communication	Yes	Yes	Yes	Yes	Yes	Yes
Transmission frequency	868 MHz	433 MHz	868 MHz	433 MHz	868MHz	433MHz
RF range	1.6 km (open space)	900 m (open space)	1.6 km (open space)	900 m (open space)	1000 m (open area)	800 m (open area)
Transmission encryption	AES-128 encryption	AES-128 encryption	AES-128 encryption	AES-128 encryption	AES-128 encryption	AES-128 encryption
Enrolling methods	Power up, remote ID and QR code	Power up, remote ID and QR code	Power up, remote ID and QR code	Power up, remote ID and QR code	Power up, remote ID and QR code	Power up, remote ID and QR code
Frequency hopping	Multichannel transmission	Multichannel transmission	Multichannel transmission	Multichannel transmission	Multichannel transmission	Multichannel transmission
Signal strength indicators	Yes	Yes	Yes	Yes	Yes	Yes
Environment temperature indicator	Yes	Yes	Yes	Yes	Yes	Yes
Programming method	Advanced wireless link	Advanced wireless link	Advanced wireless link	Advanced wireless link	Advanced wireless link	Advanced wireless link
Power input	12 VDC (independent from battery)	12 VDC (independent from battery)	—	—	12VDC (independent from battery)	12VDC (independent from battery)
Battery	CR123A x 4 (included)	CR123A x 4 (included)	CR123A x 4 (included)	CR123A x 4 (included)	CR123A x 4 (included)	CR123A x 4 (included)
Standard battery life	5 years	5 years	5 years	5 years	Up to 2 years (Alarm once a week, 5 mins alarm and 5 mins talk)	Up to 2 years (Alarm once a week, 5 mins alarm and 5 mins talk)
Dimension (W × H × D)	190 x 200 x 47.4 mm	190 x 200 x 47.4 mm	90 x 90 x 30 mm	90 x 90 x 30 mm	130*128*39.5mm	130*128*39.5mm
IP rating	IP65	IP65	—	—	—	—

Wireless Peripherals



Model	DS-PKF1-WE	DS-PKF1-WB
Image	 <HOT	 <HOT
	Tamper-proof	Tamper-proof
Colour	White	White
Buttons	4	4
Functions	8	8
Keyfob Lock	Yes	Yes
Silent and Audible Panic	Yes	Yes
Status LED indicator	Arm, (blue), disarm (green) and fault (orange)	Arm, (blue), disarm (green) and fault (orange)
Transmission Technology	Tri-X Wireless Technology	Tri-X Wireless Technology
Two-way Wireless Communication	Yes	Yes
Transmission Frequency	868 MHz	433 MHz
RF Range	1.2 km (open space)	500 m (open space)
Transmission Encryption	AES-128 encryption	AES-128 encryption
Enrolling Methods	Power up, remote ID and QR code	Power up, remote ID and QR code
Frequency Hopping	Multichannel transmissstion	Multichannel transmissstion
Signal Strength Indicators	Yes	Yes
Battery	CR2032 x 1 (included)	CR2032 x 1 (included)
Standard Battery Life	3 years	3 years
Dimension (W x H x D)	35 x 63 x 11.6 mm	35 x 63 x 11.6 mm

Model	DS-PT-M1
Image	 <HOT
Color	White
Operation temperature	-10°C to +50°C
Shell material	PVC, ABS
Dimension (W x H x D)	41 x 32 x 3.5 mm
Frequency	13.56MHz




Wireless Peripherals

Model	DS-PM1-01H-WE
Image	 <HOT
Color	White
Learning Button	1, For register
Relay output	1, NO/NC (AC 100~240v, Max 13A)
RF method	Two way communication
RF Modulation	2 GFSK
RF Frequency	868 MHz
RF Distance	1.6 km (open space)
Wireless Security	AES-128
Power supply	AC 100V ~ 240V, 50/60 Hz
LEDs Status	3, Register/Signal (Green/Red), Power (Green), Relay Status (Blue)
Operation temperature	-10°C to +55°C
Operation humidity	10% to 90%
Shell material	Plastic
Dimension (W x H x D)	38 x 25 x 18mm
Weight	31.5 g
Installation method	Wall Mounting or Inside 86 box

Wireless Peripherals

Model	DS-PM1-01H-WB	DS-PM1-01L-WE
Image		
Color	White	White
Learning Button	1, For register	1, For register
Relay output	1, NO/NC (AC 100~240V, Max 13A)	1, NO/NC (0~36V DC, Max 5A)
RF method	Two way communication	Two way communication
RF Modulation	2 GFSK	2 GFSK
RF Frequency	433 MHz	868 MHz
RF Distance	800 m (open space)	1.6 km (open space)
Wireless Security	AES-128	AES-128
Power supply	AC 100V ~ 240V, 50/60 Hz	DC 7V ~ 24V
LEDs Status	3, Register/Signal (Green/Red), Power (Green), Relay Status (Blue)	3, Register/Signal (Green/Red), Power (Green), Relay Status (Blue)
Operation temperature	-10°C to +55°C	-10°C to +55°C
Operation humidity	10% to 90%	10% to 90%
Shell material	Plastic	Plastic
Dimension (W x H x D)	38 x 25 x 18mm	38 x 25 x 18mm
Weight	31.5 g	28.5 g
Installation method	Wall Mounting or Inside 86 box	Wall Mounting

Wireless Peripherals

Model	DS-PM1-01L-WB	DS-PSP1-WE	DS-PSP1-WB
Image			
Color	White	White	White
Learning Button	1, For register	1, For register	1, For register
Relay output	1, NO/NC (0~36V DC, Max 5A)	---	---
RF method	Two way communication	Two way communication	Two way communication
RF Modulation	2 GFSK	2 GFSK	2 GFSK
RF Frequency	433 MHz	868 MHz	433 MHz
RF Distance	800 m (open space)	1.6 km (open space)	800 m (open space)
Wireless Security	AES-128	AES-128	AES-128
Power supply	DC 7V ~ 24V	AC 100V ~ 240V, 50/60 Hz, Max 10A	AC 100V ~ 240V, 50/60 Hz, Max 10A
LEDs Status	3, Register/Signal (Green/Red), Power (Green), Relay Status (Blue)	1 (Green/Red)	1 (Green/Red)
Operation temperature	-10°C to +55°C	-10°C to +55°C	-10°C to +55°C
Operation humidity	10% to 90%	10% to 90%	10% to 90%
Shell material	Plastic	Plastic	Plastic
Dimension (W x H x D)	38 x 25 x 18mm	52 x 52 x 88mm	52 x 52 x 88mm
Weight	28.5 g	85 g	85g
Installation method	Wall Mounting	Plug into Socket	Plug into Socket

Simplicity through Innovation

AX Hybrid PRO Intrusion Alarm

Hikvision's innovations in intrusion protection have reached a new stage with the launch of our next-generation AX Hybrid PRO alarm system. Inheriting the elegant design of the original AX PRO and embedded with cutting-edge technologies, the AX Hybrid PRO Series offers the unique combination of reliable wired protection with expanded flexibility and seamless wireless integration.

Catering to the more complicated needs of home and business scenarios, the AX Hybrid PRO Series is designed to protect small shops, offices, and residential buildings from theft, robbery, fire, and flooding, with instant and visual alarm verification for real assurance.

- Expanded flexibility with great performance
- Stay informed with real-time visual verification
- Comprehensive protection with the synergy of wired and wireless detection
- Open and convergent system in hand

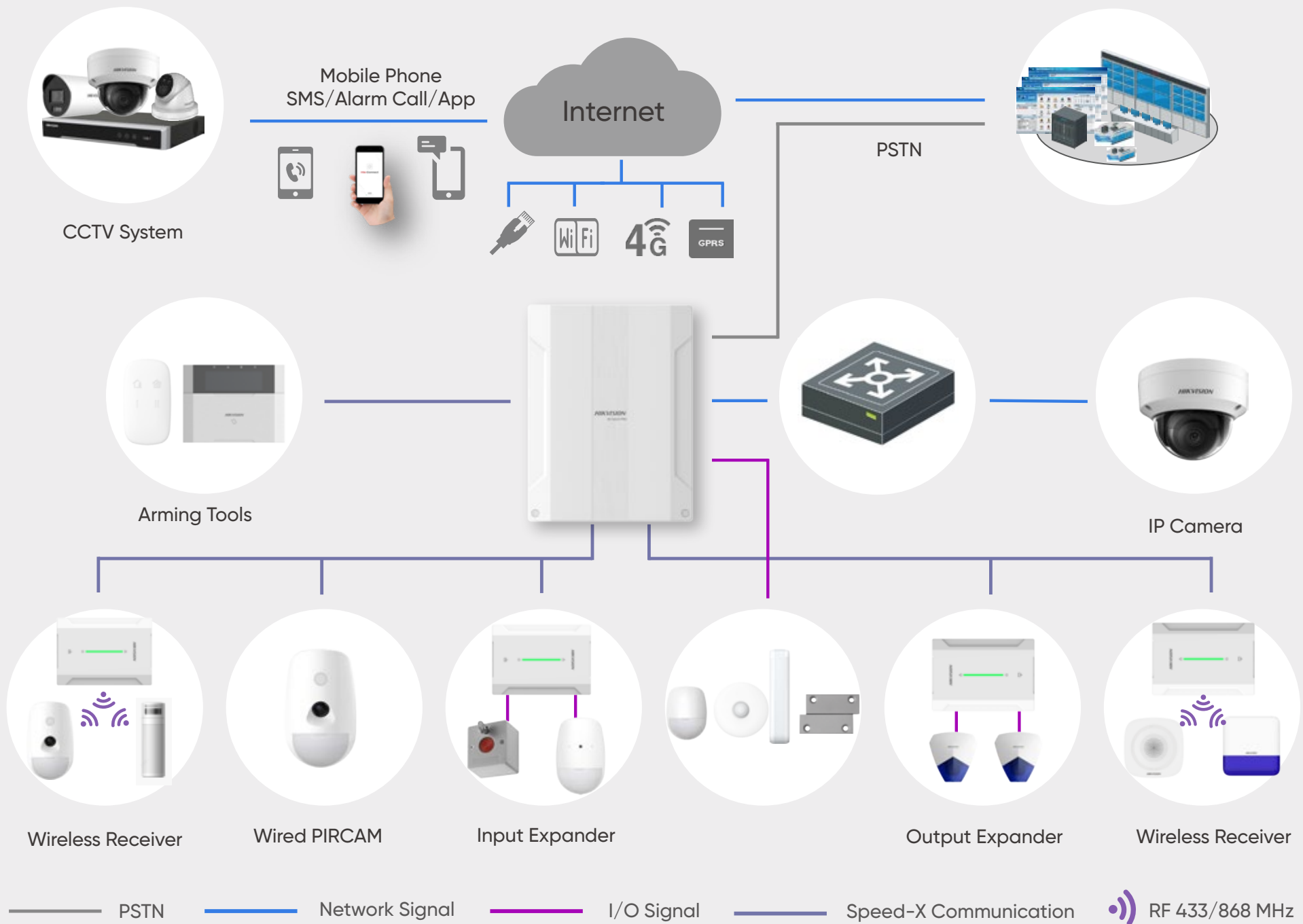
**SIMPLICITY THROUGH
INNOVATION**







AX Hybrid PRO Series



Intrusion Alarm System

EXPANDED FLEXIBILITY WITH GREAT PERFORMANCE





Model	DS-PHA20	DS-PHA20-W2	DS-PHA64	DS-PHA64-W4
Image	 Up to 20 Inputs, 20 Outputs	 Up to 20 Inputs, 20 Outputs; Supports 2 Channel Video Verification	 Up to 64 Inputs, 64 Outputs	 Up to 64 Inputs, 64 Outputs; Supports 4 Channel Video Verification
Available Model	DS-PHA20-P(Plastic Enclosure);	DS-PHA20-W2P(Plastic Enclosure);	DS-PHA64-M (Metal Enclosure); DS-PHA64-B(PCB only)	DS-PHA64-W4M (Metal Enclosure); DS-PHA64-W4B (PCB only)
Alarm Input	4 on-board zones , and 16 wired/wireless zones expadable	4 on-board zones , and 16 wired/wireless zones expadable	8 on-board zones, and 56 wired/wireless zones expadable	8 on-board zones, and 56 wired/wireless zones expadable
Alarm Output	2 on-board outputs, and 18 wired/wireless outputs expadable	2 on-board outputs, and 18 wired/wireless outputs expadable	4 on-board outputs, and 60 wired/wireless outputs expadable	4 on-board outputs, and 60 wired/wireless outputs expadable
Area	4	4	32	32
Wifi Module	NO	YES	NO	YES
Sounder	1 wired siren (on-board connection) 2 wireless sirens	1 wired siren (on-board connection) 2 wireless sirens	1 wired siren (on-board connection) 2 wireless sirens	1 wired siren (on-board connection) 2 wireless sirens
SMS Notification (with 3G/4G/GPRS module)	Supports up to 8 mobile phone numbers	Supports up to 8 mobile phone numbers	Supports up to 8 mobile phone numbers	Supports up to 8 mobile phone numbers
Network Camera Accessing	-	2	-	4
Cellular Network (with 3G/4G/GPRS module)	Supports report push-notification to ARC & Cloud	Supports report push-notification to ARC & Cloud	Supports report push-notification to ARC & Cloud	Supports report push-notification to ARC & Cloud
Tamper Switch	1	1	1	1
Network Interface	1, RJ45 10M/100M Ethernet Interface	1, RJ45 10M/100M Ethernet Interface	1, RJ45 10M/100M Ethernet Interface	1, RJ45 10M/100M Ethernet Interface
Telephone Interface	1, PSTN expander interface	1, PSTN expander interface	1, PSTN expander interface	1, PSTN expander interface
Battery Interface	Lithium Battery (-P model); Storage Battery (-M model)	Lithium Battery (-P model); Storage Battery (-M model)	Storage Battery (-M model)	Storage Battery (-M model)
Operation Temperature	-10 °C to 55 °C (-4 °F to +122 °F)	-10 °C to 55 °C (-4 °F to +122 °F)	-10 °C to 55 °C (-4 °F to +122 °F)	-10 °C to 55 °C (-4 °F to +122 °F)

Model	DS-PHA48-EP	DS-PHA64-LP
Image	 <p>Up to 48 Inputs, 48 Outputs; Supports 2 Channel Video Verification</p>	 <p>Up to 64 Inputs, 64 Outputs; Supports 4 Channel Video Verification</p>
Available Model	Plastic	Plastic
Alarm Input	48 (8 on-board zones, max 4 wired PIRCAM)	64 (8 On-board zones, max 8 wired PIRCAM)
Alarm Output	48 (Including 2 on-board relay outputs and 2 I/O outputs)	64 (Including 2 on-board relay outputs and 2 on-board I/O outputs)
Area	16	32
Wifi Module	NO	YES
Sounder	1 wired on-board sounder output, 8 wireless sounders	1 wired on-board sounder output, 16 wireless sounders
SMS Notification (with 3G/4G/GPRS module)	Supports (with GPRS/3G/4G module)	Supports (with GPRS/3G/4G module)
Network Camera Accessing	2	4
Cellular Network (with 3G/4G/GPRS module)	Supports report push-notification to ARC & Cloud	Supports report push-notification to ARC & Cloud
Tamper Switch	1 switch to detect removal from mounting 1 switch to detect front cover open	1 switch to detect removal from mounting 1 switch to detect front cover open
Network Interface	1 RJ45 10M/100M Ethernet interface WIFI	1 RJ45 10M/100M Ethernet interface WIFI
Telephone Interface	1, PSTN expander interface	1, PSTN expander interface
Battery Interface	Lead acid battery (12 V, 7 Ah, battery is not included by default)	Lead acid battery (12V 7Ah, battery is not included by default)
Operation Temperature	-10°C to 40°C	-10°C to 40°C


Model	DS-19A08-01BN	DS-19A08-01BNG
Image	 <p>Up to 256 Inputs, 256 Outputs</p>	 <p>Up to 256 Inputs, 256 Outputs</p>
Alarm Input	8 inputs onboard expandable to 256	8 inputs onboard expandable to 256
Alarm Output	4 outputs onboard and expandable to 256 (Capacity: 30VDC/1A)	4 outputs onboard and expandable to 256 (Capacity: 30VDC/1A)
Siren Power Supply	12 VDC / 750 mA	12 VDC / 750 mA
PSTN	Yes	Yes
Supported Keypads (LCD)	32	32
Tamper-proof Switch	1, Support Tampering Alarm	1, Support Tampering Alarm
Area	8 Area, 1 Public Area	8 Area, 1 Public Area
SMS Alarm-Report Push	-	Yes
Arming/Disarming via SMS Command	-	Yes
Cellular Network	-	GPRS
SIM Card Slot	-	1
Network Interface	1 RJ-45; 10M/100M Self-adaptive	1 RJ-45; 10M/100M Self-adaptive
Keypad Interface	1 RS-485 Half-duplex	1 RS-485 Half-duplex
Working Temperature	-10°C to +55°C	-10°C to +55°C
Working Humidity	10% to 90%	10% to 90%
Installation Mode	Wall-mounting	Wall-mounting
Dimension (W × H × D)	370 × 320 × 86 mm	370 × 320 × 86 mm
Weight (kg)	< 3.5	< 3.5




Wired Detector

Model	DS-PDP18-E62	DS-PDC15-E62	DS-PDD12P-E62	DS-PDD15AM-E62
Image	 	 	 	 
Detection range	18m, 85.9°	15m, 6.3°	12m, 85.9°	15m, 85.9°
Detection speed	0.3 - 2 m/s	0.3 - 2 m/s	0.3 - 2 m/s	0.3 - 2 m/s
Sensitivity	High, Auto, Low	—	Auto, Pet	Auto, Low
Pet Immunity	10Kg	—	30Kg	—
Onboard EOL	Yes	Yes	Yes	Yes
Digital temperature compensation	Yes	Yes	Yes	Yes
Detection Method	Passive Infrared	Passive Infrared	Passive Infrared;Microwave	Passive Infrared
Anti-masking	—	—	—	Yes
Anti-cloaking	—	—	—	Yes
Anti-blocking	—	—	—	Yes
SEC technology	Yes	Yes	Yes	Yes
Sealed optics	Yes	Yes	Yes	Yes
Creep zone protection	Yes	Yes	Yes	Yes
Direct light filter	6500lux	6500lux	6500lux	6500lux
Tamper Protection	Front	Front	Front	Front
LED Indicator	Blue (alarm)	Blue (alarm)	Green(PIR), Orange(Microwave), Blue(Alarm)	Green(PIR), Red(Microwave), Blue(Alarm)
Power supply	9 to 16 VDC (standard: 12 VDC)	9 to 16 VDC (standard: 12 VDC)	9 to 16 VDC (standard: 12 VDC)	9 to 16 VDC (standard: 12 VDC)
Current consumption	11mA max	11mA max	17mA max	25mA max
Operating temperature	-10 °C to 55 °C (14 °F to 131 °F)	-10 °C to 55 °C (14 °F to 131 °F)	-10 °C to 55 °C (14 °F to 131 °F)	-10 °C to 55 °C (14 °F to 131 °F)
Storage temperature	-20 °C to 60 °C (-4 °F to 140 °F)	-20 °C to 60 °C (-4 °F to 140 °F)	-20 °C to 60 °C (-4 °F to 140 °F)	-20 °C to 60 °C (-4 °F to 140 °F)
Operating humidity	10% to 90%	10% to 90%	10% to 90%	10% to 90%
Installation height	1.8 to 2.4m	2.4 m to 3.6 m"	1.8 m to 2.4 m	1.8 to 2.4m
Microwave frequency	—	—	24Ghz [24.15Ghz to 24.25Ghz]	24Ghz [24.15Ghz to 24.25Ghz]
Dimension(WxHxD)	65.4 x 86.8 x 45.5 mm	86.8 x 65.4 x 45.5 mm	65.7 mm (2.59 ") × 103.8 mm (4.09 ") × 45.5 mm (1. 79 ")	65.7 mm (2.59 ") × 103.8 mm (4.09 ") × 45.5 mm (1. 79 ")
IP Rate	—	—	—	—
Weight	68 g	68 g	99g	100g

Model	DS-PDC5NC-E62	DS-PDC10DM-VG3	DS-PDC10AM-VG3	DS-PDCL12-E62	DS-PDCL12DT-E62
Image					
Detection range	Ceiling Mount:5m,5°	Wall Mount, 10m Ceiling Mount, 6m, 5°	Wall Mount, 10m Ceiling Mount, 6m, 5°	12m, 360°	12m, 360°
Detection speed	0.2 - 3 m/s	0.2 - 3 m/s	0.2 - 3 m/s	0.3 - 2 m/s	0.3 - 2 m/s
Sensitivity	Auto	Auto	Auto	Auto, Low	Auto, Low
Pet Immunity	—	—	—	—	—
Onboard EOL	Yes	Yes	Yes	Yes	Yes
Digital temperature compensation	Yes	Yes	Yes	Yes	Yes
Detection Method	Passive Infrared	Passive Infrared;Microwave	Passive Infrared	Passive Infrared	Passive Infrared;Microwave
Anti-masking	—	Yes	Yes	—	—
Anti-cloaking	—	—	—	—	—
Anti-blocking	—	—	—	—	—
SEC technology	Yes	Yes	Yes	Yes	Yes
Sealed optics	Yes	Yes	Yes	Yes	Yes
Creep zone protection	Yes	Yes	Yes	Yes	Yes
Direct light filter	6500lux	6500lux	6500lux	6500lux	6500lux
Tamper Protection	Front	Front	Front	Front	Front
LED Indicator	Blue(Alarm)	Green(PIR), Red[Microwave], Green+Orange(Mask), Blue(Alarm)	Blue(Alarm), Green+Orange(Mask)	Blue(Alarm)	Green(PIR), Orange(Microwave), Blue(Alarm)
Power supply	9 to 16 VDC (standard: 12 VDC)	9 to 16 VDC (standard: 12 VDC)	9 to 16 VDC (standard: 12 VDC)	9 to 16 VDC (standard: 12 VDC)	9 to 16 VDC (standard: 12 VDC)
Current consumption	22mA max	22mA max	22mA max	13mA max	13mA max
Operating temperature	-10 °C to 55 °C (14 °F to 131 °F)	-10 °C to 55 °C (14 °F to 131 °F)	-10 °C to 55 °C (14 °F to 131 °F)	-10 °C to 55 °C (14 °F to 131 °F)	-10 °C to 55 °C (14 °F to 131 °F)
Storage temperature	-20 °C to 60 °C (-4 °F to 140 °F)	-20 °C to 60 °C (-4 °F to 140 °F)	-20 °C to 60 °C (-4 °F to 140 °F)	-20 °C to 60 °C (-4 °F to 140 °F)	-20 °C to 60 °C (-4 °F to 140 °F)
Operating humidity	10% to 90%	10% to 90%	10% to 90%	10% to 90%	10% to 90%
Installation height	2.4 to 4m	2 to 4m	2 to 4m	2.4 to 4m	2.4 to 4m
Microwave frequency	-	24Ghz [24.15Ghz to 24.25Ghz]	—	—	24GHz[24.15-24.25GHz]
Dimension(WxHxD)	29.7mm × 78.1mm × 24.8mm	29.2mm × 134.4mm × 39.5mm	29.2mm × 134.4mm × 39.5mm	φ101.2 mm x 32.9 mm	φ120 mm x 33.2 mm
IP Rate	\	IP65	IP65	—	—
Weight	31.5g	79g	77.5g	79g	138g

Wired Detector




Model	DS-PD115AM-LM
Image	 NEW HOT
Detection Range	15m
Detection Angle	90° @ 180° adjustable
Detection Speed	0.3 ~ 2m/s
Mounting Height (m)	0.8 to 1.2m
Anti-masking	Yes
Anti-Sway Analytics	Yes
3 Detection Logic: 2 PIR + mw	Yes
Automatic Sensitivity	Yes
White Light Filter	10000lux
Pet Immunity	40Kg
Digital Temperature Compensation	Yes
Adaptable Coverage	Support Pattern mask included
LED Indicator	Green(Top PIR), Red(Microwave), Orange(Bottom PIR)Green+Orange(Mask), Blue(Alarm)
Digital Processing	Tri-Signal Logic
Sealed Optics	Yes
Tamper Protection	Front;Rear
Anti-Sway Analytics	Yes
Power Consumption	30mA (Standard) 220mA Max (With lighting on)
Power Supply	9 to 16 VDC
Microwave Frequency	24GHz[24.15 ~ 24.25GHz]
Weatherproof	IP65
Physical dimensions (H x W x D)(mm)	75mm x 202mm x 73mm
Mounting Height	0.8 to 1.2m
Weight	350g

Model	DS-PDP612P-E62	DS-PDB68-E62	DS-PDB6TS
Image	 NEW HOT	 NEW HOT	 NEW HOT
Detection Method	Passive Infrared;Acoustic Sensor	Acoustic Sensor	/
Detection Range	12m	8m	/
Detection Angle	85.9°	/	/
Detectable Speed	0.3 ~ 2m/s	/	/
Pet Immunity	30Kg	/	/
PIR Sensitivity	Auto,Pet	/	/
Creep Zone Protection	Support	/	/
White Light Filter	6500lux	/	/
Glass Type	Float;Plate;Tempered;Wired;Laminated Leaded;Double Glazing	Float;Plate;Tempered;Wired;Laminated Leaded;Double Glazing	Float/Plate/Tempered
Glass Thickness	2.4mm to 6.4mm	2.4mm to 6.4mm	/
Glass Size	0.3m x 0.3m to 3m x 3m	0.3m x 0.3m to 3m x 3m	/
Digital Processing	Support	Support	/
Sealed Optics	Support	Support	/
Tamper Protection	Front	Front	/
Alarm Output	Normally Closed	Normally Closed	100 dB at 1 meter
LED Indicator	Green(PIR),Red(BG),Blue(alarm)	Red(High Frequency Trigger), Green(Low Frequency Trigger), Blue(Alarm)	/
Power Supply	9 to 16 VDC	9-16 VDC	CR123A x 4
Power Consumption	36mA Max	25mA	/
Typical Voltage	12 VDC	12V	3V
Operation Humidity	10% to 90%	10% to 90%	10% to 90%
Dimension(WxHxD)	65.5mmx103mmx48.5mm	38.8 mm x 107 mm x 22.5 mm	90.1 mm x203.6 mm x 49 mm
Weight	98.5g	49.5g	520g
Mounting Height	1.8 to 2.4m	\	/
Mounting Method	Wall	Wall;Ceiling	/
Application Scenario	Indoor	Indoor	Indoor, Portable

Wired Detector

Model	DS-PD1-EB	DS-PD1-EB-PF
Image		
Shell Material	Flame Retardant ABS	Metal
Contact Mode	NO/NC	NO/NC
Dimension (W x H x D)	49.5 × 53.5 × 32.5 mm	333 × 88 × 145 mm
Capacity	250 VDC/300 mA	250 VDC/300 mA

Wired Detector



Model	DS-PD1-MC-MS	DS-PD1-MC-RS	DS-PD1-MC-WS
Image		 For rolling door	
Shell material	Metal plating	Metal plating	ABS
Capacity (VDC)	≤ 100	≤ 100	≤ 100
Capacity (mA)	≤ 500	≤ 500	≤ 500
Contact scheme (NC\NO)	NC	NC	NC
Distance(mm)	≥ 35	≥ 65	≥ 17
Installation	Screw	Surface	Surface
Dimension (L x W x H)	50 × 18 × 10 mm 50 × 18 × 10 mm	108 × 40 × 8 mm 88 × 20 × 21 mm	63.5 × 12.5 × 15.7 mm 63.5 × 12.5 × 12.5 mm

Model	DS-PDSK-P	DS-PDSKM-V63
Image	 <HOT>	 <HOT>
Digital Processing	Support	Support
Tamper Protection	Front	Front;Rear
Alarm Output	Normally Closed	Normally Closed
LED Indicator	Blue(Alarm)	Blue(Alarm),Red(Noise Indication)
Power Supply	9 - 16 VDC	9 - 16 VDC
Typical Voltage	12 V	12 V
Power Consumption	30mA	17mA
Operation Temperature	-10 °C to 55 °C (14 °F to 131 °F)	-40 °C to 70 °C (-40 °F to 158 °F)
Storage Temperature	-20 °C to 60 °C (-4 °F to 140 °F)	-50 °C to 70 °C (-58 °F to 158 °F)
Operation Humidity	10% to 90%	10% to 90%
Dimension(WxHxD)	30 mm x 108 mm x 22 mm	60mm×80mm×19.5mm



Wired Pertector



Model	DS-PDSMK-4BAR	DS-PDSMK-4
Image		
Detection Method	Smoker Detection	Smoker Detection
Alarm threshold	(0.10 ~ 0.16) dB/m (1.51 ~ 2.73) % / ft obscuration	(0.10 ~ 0.16) dB/m (1.51 ~ 2.73) % / ft obscuration
Buzzer	≥ 85 dB @ 3 m	—
Indicator	Two continuous emitting red LEDs	Two continuous emitting red LEDs
Power supply	10.2 ~ 13.8 VDC	10.2 ~ 13.8 VDC
Operation temperature	0 °C to +50 °C	0 °C to +50 °C
Operation humidity	0 % ~ 98 % RH, non-condensing	0 % ~ 98 % RH, non-condensing
Dimension (W x H x D)	Φ 100 mm × 35 mm	Φ 100 mm × 35 mm
IP Rate	IP42	IP42
Installation method	Ceiling mounted	Ceiling mounted
Storage Temperature	-25 °C to +80 °C	-25 °C to +80 °C


Wired Peripherals

Model	DS-PK1-LRT-HWE	DS-PK1-LRT-HWB
Image	 NEW HOT	 NEW HOT
Numeric key	0 to 9, *, #	
Function Key	Query, Away Arm, Stay Arm, Disarm, Alarm Output, Project, Left, Right	
Indicator	4 indicators and 1 backlight: 1. Power: Green 2. Faults: Fault-Orange / Alert-Flashing orange / Find me mode-flashing green 3. Armed: Blue 4. Alarm: Red 5. Keypad button backlight: White	
Tamper-Proof	1 Back-cover Tamper-switch(Will be damaged when tamper triggered)	
Uplink Communication	Speed-X Bus	
Alarm input	2 On-board Alarm inputs	2 On-board Alarm inputs
Alarm output	1 On-board Alarm output	1 On-board Alarm output
Sound Prompt	Buzzer	Buzzer
Wireless Frequency	868MHZ	433MHZ
Dimension (W × H × D)	150*115*28mm	150*115*28mm
Operating temperature	- 10 °C to + 55 °C (14 °F to 131 °F)	- 10 °C to + 55 °C (14 °F to 131 °F)
Operation humidity	10% ~ 90%	10% ~ 90%




Wired Peripherals




Model	DS-PK-L	DS-PK-LRT
Image	 <p>1. 80 × 25 mm LCD Screen Display 2. One-push to Arm 3. Supports displaying the real-time system status by LED indicator 4. Supports displaying the real-time zones status and events by LCD screen</p>	 <p>1. 80 × 25 mm LCD Screen Display 2. One-push to Arm 3. Supports displaying the real-time system status by LED indicator 4. Supports displaying the real-time zones status and events by LCD screen</p>
Numeric Key	12 [0 1 2 3 4 5 6 7 8 9 * #]	12 [0 1 2 3 4 5 6 7 8 9 * #]
Function Key	8 Function Keys (Project, Query, Panic, Bypass, Fire, One-push to arm, Scroll up, Scroll down)	8 Function Keys (Project, Query, Panic, Bypass, Fire, One-push to arm, Scroll up, Scroll down)
Indicator	Fault(Orange ●), Network(Green ●), Alarm(Red ●), Armed/Disarmed(Blue ●), Set(Red/Green ●/●)	Fault(Orange ●), Network(Green ●), Alarm(Red ●), Armed/Disarmed(Blue ●), Set(Red/Green ●/●)
Tag Reader	N/A	Yes
Tamper-proof	Yes	Yes
Uplink Communication	RS485	RS485
Sound Prompt	Buzzer	Buzzer
Wireless Frequency	N/A	433 MHz/868 MHz optional



Model	DS-PKG-H4L	DS-PKG-H8L
Image	 <p>Real time zone status display</p>	 <p>Real time zone status display</p>
Numeric Key	12 [0 1 2 3 4 5 6 7 8 9 * #]	12 [0 1 2 3 4 5 6 7 8 9 * #]
Function Key	Project, Panic, Status, and Bypass	Project, Panic, Status, and Bypass
Indicator	Zone status indicator: 4, red/green	Zone status indicator: 8, red/green
Tamper-proof	Supported	Supported
Uplink Communication	RS485	RS485
Sound Prompt	Buzzer	Buzzer
Operation Temperature	-10°C to +55°C (14°F to 131°F)	-10°C to +55°C (14°F to 131°F)


Model	DS-PM-RSWR
Image	 <p>A converter between wired panel and wireless detectors</p>
Wireless Detector	8
Wireless Keyfob	32
Wireless sounder	2
RF Frequency	433 MHz/ 868 MHz
RF Transmission Distance	400 m (open space)
Indicator	1 Red/Green dual color LED
Tamper Protection	Front and rear
Power Supply	12 VDC

Wired Peripherals

Model	DS-PM-MI1	DS-PM-MI2	DS-PM-MI8
Image	 MBUS Single Input Expander with 8.2kΩ EOL	 MBUS Dual-inputs expander with 8.2kΩ EOL	 MBUS 8 Inputs Expander with 8.2kΩ EOL
Input	1	2	8
Dimensions (L x W x H)	62 × 33 × 19.5 mm	49.4 × 32 × 14.3 mm	74 × 132.5 × 27 mm

Model	DS-PM-M04-H	DS-PM-M032	Model	DS-PM-MR
Image	 Control 4-ch of normally open (NO) or normally closed (NC) relay output when connecting to the control panel via MBUS	 Control 32-ch of normally open (NO) or normally closed (NC) relay output when connecting to the control panel via MBUS	Image	 Extend the distance of MBUS and amplify the signal to improve communication quality
Output	4 (Output Capacity 220VAC / 10A)	32	Cable Transmission Distance and Cross-sectional Area	Transmission Distance: 2400m, Cross-sectional area: 1.5mm²
Dimensions (L x W x H)	114 × 187 × 31 mm	184 × 387 × 31 mm	Dimensions (mm)	74 × 135 × 28 mm

Model	DS-PM-RS18	DS-PM1-I802-H
Image		 NEW HOT
Uplink Communication	/	Speed-X Bus
Downlink Communication	/	Speed-X Bus, used for expander cascading
Power supply	/	9 to 15 VDC, 1A
Power consumption	/	Maximum current 119 mA@12 VDC Quiescent current 45 mA@12 VDC
Output Voltage	/	9 to 15 VDC (Same voltage as power supply)
Output Current	/	Maximum 500 mA
Input	8	8
Dimensions (mm)	132.5 × 74 × 28	110*155*32mm
Operating temperature	/	- 10 °C to + 55 °C (14 °F to 131 °F)
Operation humidity	/	10% - 90%

Model	DS-PM-RS04	DS-PM-RS08	DS-PM-RS04-H	DS-PM-RS08-H
Image	 Control normally open (NO) or normally closed (NC) relay output (Capacity: DC30V/1A) when connecting to the control panel communicate with control panel via RS-485	 Control normally open (NO) or normally closed (NC) relay output (Capacity: DC30V/1A) when connecting to the control panel communicate with control panel via RS-485	 Capacity: 220 VAC/10A communicate with control panel via RS-485	 Capacity: 220 VAC/10A communicate with control panel via RS-485
Output	4	8	4	8
Dimensions (L x W x H)	144 × 187 × 31 mm	144 × 197 × 31 mm	144 × 232 × 31.2 mm	144 × 232 × 31.2 mm

Security Alarm

Emergency Alarm





Quick Response To Security Needs








Hikvision's Emergency Alarm Series has been specifically designed for use in public places to expand safety, confidence, and security. These alarms are especially useful when emergency situations occur and timely responses are required. Both pole mounted and box mounted panic alarm station designs are available to cover a multitude of scenarios.

- Video collection and 24/7 monitoring with 2 MP HD IR camera
- Internal audible and visual alarm
- Electronically controlled & conventional cabinet locks







Panic Alarm Panel




Model	DS-PEAP-CVS1	DS-PEAP-CV1	DS-PEAP-CVS1E	DS-PEAP-CV1E
Image	 <p>1. Dual network ports 2. Support POE 3. IK10 4. IP65</p> <p>5. Standard SIP 6. Braille on button 7. 3G/4G 8. Video panic alarm</p>	 <p>1. Dual network ports 2. Support POE 3. IK10 4. IP65</p> <p>5. Standard SIP 6. Braille on button 7. Video panic alarm</p>	 <p>1. Dual network ports 2. Support POE 3. IK10 4. IP65 5. Standard SIP</p> <p>6. Braille on button 7. 3G/4G 8. Video panic alarm 9. Flush mounting</p>	 <p>1. Dual network ports 2. Support POE 3. IK10 4. IP65</p> <p>5. Standard SIP 6. Braille on button 7. Video panic alarm 8. Flush mounting</p>
Processor	High-Performance Embedded SOC Processor	High-Performance Embedded SOC Processor	High-Performance Embedded SOC Processor	High-Performance Embedded SOC Processor
Operation System	Embedded Linux Operation System	Embedded Linux Operation System	Embedded Linux Operation System	Embedded Linux Operation System
Camera	2 MP HD IR Camera	2 MP HD IR Camera	2 MP HD IR Camera	2 MP HD IR Camera
Audio Input	1-ch Built-in Omnidirectional Microphone, Pickup Distance: 2 m, listening Distance: 10 m	1-ch Built-in Omnidirectional Microphone, Pickup Distance: 2 m, listening Distance: 10 m	1-ch Built-in Omnidirectional Microphone, Pickup Distance: 2 m, listening Distance: 10 m	1-ch Built-in Omnidirectional Microphone, Pickup Distance: 2 m, listening Distance: 10 m
Audio Output	1-ch 3 W Build-in Loudspeaker 1-ch 3.5 mm Audio Interface for External Audio Output	1-ch 3 W Build-in Loudspeaker 1-ch 3.5 mm Audio Interface for External Audio Output	1-ch 3 W Build-in Loudspeaker 1-ch 3.5 mm Audio Interface for External Audio Output	1-ch 3 W Build-in Loudspeaker 1-ch 3.5 mm Audio Interface for External Audio Output
Network Protocol	TCP/IP, SIP, RTSP, Onvif, Standard SIP	TCP/IP, SIP, RTSP, Onvif, Standard SIP	TCP/IP, SIP, RTSP, Onvif, Standard SIP	TCP/IP, SIP, RTSP, Onvif, Standard SIP
PSTN	1	1	1	1
Ethernet Port	2 RJ45 10 M/100 M Self-adaptive Ethernet Port	2 RJ45 10 M/100 M Self-adaptive Ethernet Port	2 RJ45 10 M/100 M Self-adaptive Ethernet Port	2 RJ45 10 M/100 M Self-adaptive Ethernet Port
I/O Input	2	2	2	2
I/O Output	2	2	2	2
Public Network Transmission	ISUP /Hik-Connect	ISUP /Hik-Connect	ISUP /Hik-Connect	ISUP /Hik-Connect
Network Encryption	Supports User name and password authentication, User Lock-in and Password Security Prompt	Supports User name and password authentication, User Lock-in and Password Security Prompt	Supports User name and password authentication, User Lock-in and Password Security Prompt	Supports User name and password authentication, User Lock-in and Password Security Prompt
SD Card	Standard Micro SD Card Slot, Supports Micro SD/SDHC/SDXC Card, Max. 256G	Standard Micro SD Card Slot, Supports Micro SD/SDHC/SDXC Card, Max. 256G	Standard Micro SD Card Slot, Supports Micro SD/SDHC/SDXC Card, Max. 256G	Standard Micro SD Card Slot, Supports Micro SD/SDHC/SDXC Card, Max. 256G
3G/4G Module	Support	—	Support	—
Power Supply	12 VDC/PoE	12 VDC/PoE	12 VDC/PoE	12 VDC/PoE
Operation Humidity	10% to 90%	10% to 90%	10% to 90%	10% to 90%
Operation Temperature	-40°C to +65°C	-40°C to +65°C	-40°C to +65°C	-40°C to +65°C
Dimension (L x W x H)	190 x 119 x 47 mm	190 x 119 x 47 mm	229 x 138 x 44.5 mm	229 x 138 x 44.5 mm
Mounting mode	Wall and surface mounting	Wall and surface mounting	Wall and flush mounting	Wall and flush mounting



Model	DS-PEA101-V1-Y	DS-PEA101-V1-S	DS-PEA101-V1-R	DS-PEA101-V1-PS	DS-PEA102Y	DS-PEA102S	DS-PEA102R
Image	 <p>1.One-touch emergency calling 2.Explosion-proof level: IK09&IP65 3.Supports AEC/AGC/ANC</p>	 <p>1.One-touch emergency calling 2.Explosion-proof level: IK09&IP65 3.Supports AEC/AGC/ANC</p>	 <p>1.One-touch emergency calling 2.Explosion-proof level: IK09&IP65 3.Supports AEC/AGC/ANC</p>	 <p>1.One-touch emergency calling 2.Explosion-proof level: IK09&IP65 3.Supports AEC/AGC/ANC 4.Supports PoE</p>	 <p>1.One-touch emergency calling 2.Explosion-proof level: IK08&IP54 3.Supports AEC/AGC/ANC</p>	 <p>1.One-touch emergency calling 2.Explosion-proof level: IK08&IP54 3.Supports AEC/AGC/ANC</p>	 <p>1.One-touch emergency calling 2.Explosion-proof level: IK08&IP54 3.Supports AEC/AGC/ANC</p>
Processor	High-Performance Embedded SOC Processor	High-Performance Embedded SOC Processor	High-Performance Embedded SOC Processor	High-Performance Embedded SOC Processor	High-Performance Embedded SOC Processor	High-Performance Embedded SOC Processor	High-Performance Embedded SOC Processor
Operation System	Embedded Linux Operation System	Embedded Linux Operation System	Embedded Linux Operation System	Embedded Linux Operation System	Embedded Linux Operation System	Embedded Linux Operation System	Embedded Linux Operation System
Camera	NO	NO	NO	NO	NO	NO	NO
Audio Input	1-ch Built-in Omnidirectional Microphone Pickup Distance: 5 m	1-ch Built-in Omnidirectional Microphone Pickup Distance: 5 m	1-ch Built-in Omnidirectional Microphone Pickup Distance: 5 m	1-ch Built-in Omnidirectional Microphone Pickup Distance: 5 m	1-ch Built-in Omnidirectional Microphone Pickup Distance: 5 m	1-ch Built-in Omnidirectional Microphone Pickup Distance: 5 m	1-ch Built-in Omnidirectional Microphone Pickup Distance: 5 m
Audio Output	1-ch 3 W Build-in Loudspeaker	1-ch 3 W Build-in Loudspeaker	1-ch 3 W Build-in Loudspeaker	1-ch 3 W Build-in Loudspeaker	1-ch 3 W Build-in Loudspeaker	1-ch 3 W Build-in Loudspeaker	1-ch 3 W Build-in Loudspeaker
Network Protocol	TCP/IP, RTSP, Hik-SIP, Standard SIP	TCP/IP, RTSP, Hik-SIP, Standard SIP	TCP/IP, RTSP, Hik-SIP, Standard SIP	TCP/IP, RTSP, Hik-SIP, Standard SIP	TCP/IP, RTSP, Hik-SIP, Standard SIP	TCP/IP, RTSP, Hik-SIP, Standard SIP	TCP/IP, RTSP, Hik-SIP, Standard SIP
Ethernet	10 M/100 M Self-adaptive Ethernet port	10 M/100 M Self-adaptive Ethernet port	10 M/100 M Self-adaptive Ethernet port	10 M/100 M Self-adaptive Ethernet port	10 M/100 M Self-adaptive Ethernet port	10 M/100 M Self-adaptive Ethernet port	10 M/100 M Self-adaptive Ethernet port
Ethernet Port	1 RJ45 10 M/100 M Self-adaptive Ethernet port	1 RJ45 10 M/100 M Self-adaptive Ethernet port	1 RJ45 10 M/100 M Self-adaptive Ethernet port	1 RJ45 10 M/100 M Self-adaptive Ethernet port	1 RJ45 10 M/100 M Self-adaptive Ethernet port	1 RJ45 10 M/100 M Self-adaptive Ethernet port	1 RJ45 10 M/100 M Self-adaptive Ethernet port
IO Input	1	1	1	1	1	1	1
IO Output	1	1	1	1	1	1	1
Public Network Transmission	ISUP /Hik-Connect	ISUP /Hik-Connect	ISUP /Hik-Connect	ISUP /Hik-Connect	ISUP /Hik-Connect	ISUP /Hik-Connect	ISUP /Hik-Connect
Network Encryption	Supports User name and password authentication, User Lock-in and Password Security Prompt	Supports User name and password authentication, User Lock-in and Password Security Prompt	Supports User name and password authentication, User Lock-in and Password Security Prompt	Supports User name and password authentication, User Lock-in and Password Security Prompt	Supports User name and password authentication, User Lock-in and Password Security Prompt	Supports User name and password authentication, User Lock-in and Password Security Prompt	Supports User name and password authentication, User Lock-in and Password Security Prompt
Power Supply	12 VDC/(With Adaptor)	12 VDC/(With Adaptor)	12 VDC/(With Adaptor)	12 VDC(With Adaptor)/PoE(IEEE802.3af)	12 VDC/(With Adaptor)	12 VDC/(With Adaptor)	12 VDC/(With Adaptor)
Operation Temperature	-20°C + 55°C	-20°C + 55°C	-20°C + 55°C	-20°C + 55°C	-20°C + 55°C	-20°C + 55°C	-20°C + 55°C
Installation	Wall-mounted	Wall-mounted	Wall-mounted	Wall-mounted	Wall-mounted	Wall-mounted	Wall-mounted
Dimension(mm)	119.2x195.6x43.3	119.2X195.6X43.3	119.2X195.6X43.3	119.2X195.6X43.3	179X114X43.5	179X114X43.5	179X114X43.5

Panic Alarm Box


Panic Alarm Station

Model	DS-PEA1-21	DS-PEA2-21	DS-PEA3M-21	DS-PEA3M-21H
Image	 <p>1. Dual network ports 2. Build-in loudspeaker and pickup with cracking voice prevention 3. Video collection and all-day monitoring with 2 MP HD IR camera</p>	 <p>1. Dual network ports 2. Video collection and all-day monitoring with 2 MP HD IR camera 3. Internal audible and visual alarm</p>	 <p>1. Dual network ports 2. Video collection and all-day monitoring with 2 MP HD IR camera 3. Electronic Controlled Cabinet Lock/ Normal Cabinet Lock</p>	 <p>1. Dual network ports 2. Video collection and all-day monitoring with 2 MP HD IR camera 3. Internal audible and visual alarm 4. Electronic Controlled Cabinet Lock/Normal Cabinet Lock 5. Including 8 Ports switch</p>
Processor	High-Performance Embedded SOC Processor	High-Performance Embedded SOC Processor	High-Performance Embedded SOC Processor	High-Performance Embedded SOC Processor
Operation System	Embedded Linux Operation System	Embedded Linux Operation System	Embedded Linux Operation System	Embedded Linux Operation System
Camera	2 MP HD IR Camera, IR Distance ≥ 10 m	2 MP HD IR Camera, IR Distance ≥ 10 m	2 MP HD IR Camera, IR Distance ≥ 10 m	2 MP HD IR Camera, IR Distance ≥ 10 m
Audio Input	1-ch Built-in Omnidirectional Microphone, Pickup Distance: 5 m 1-ch 3.5 mm Audio Interface for External Audio Input	1-ch Built-in Omnidirectional Microphone, Pickup Distance: 5 m 1-ch 3.5 mm Audio Interface for External Audio Input	1-ch Built-in Omnidirectional Microphone, Pickup Distance: 5 m 1-ch 3.5 mm Audio Interface for External Audio Input	1-ch Built-in Omnidirectional Microphone, Pickup Distance: 5 m 1-ch 3.5 mm Audio Interface for External Audio Input
Audio Output	1-ch 3 W Build-in Loudspeaker 1-ch 3.5 mm Audio Interface for External Audio Output	1-ch 3 W Build-in Loudspeaker 1-ch 3.5 mm Audio Interface for External Audio Output	1-ch 30 W Build-in Loudspeaker 1-ch 3.5 mm Audio Interface for External Audio Output	1-ch 30 W Build-in Loudspeaker 1-ch 3.5 mm Audio Interface for External Audio Output
Network Protocol	TCP/IP, RTSP, HIK-SIP, ONVIF	TCP/IP, RTSP, HIK-SIP, ONVIF	TCP/IP, RTSP, HIK-SIP, ONVIF	TCP/IP, RTSP, HIK-SIP, ONVIF
Ethernet	10 M/100 M Self-adaptive Ethernet port	10 M/100 M Self-adaptive Ethernet port	10 M/100 M Self-adaptive Ethernet port	10 M/100 M Self-adaptive Ethernet port
Ethernet Port	2 RJ45 10 M/100 M Self-adaptive Ethernet Port	2 RJ45 10 M/100 M Self-adaptive Ethernet Port	2 RJ45 10M/100M Self-adaptive Ethernet Port	2 RJ45 10M/100M Self-adaptive Ethernet Port
IO Input	2	2	2	2
IO Output	2	2	2	2
Public Network Transmission	ISUP /Hik-Connect	ISUP /Hik-Connect	ISUP /Hik-Connect	ISUP /Hik-Connect
Network Encryption	Supports User name and password authentication, User Lock-in and Password Security Prompt	Supports User name and password authentication, User Lock-in and Password Security Prompt	Supports User name and password authentication, User Lock-in and Password Security Prompt	Supports User name and password authentication, User Lock-in and Password Security Prompt
Switch	NO	NO	No	8-ports switch x 1
Alarm Lamp	NO	1, Light Can be Configured Separately	1 Red and Blue Alarm Lamp, Light Can be Configured Separately	1 Red and Blue Alarm Lamp, Light Can be Configured Separately
Siren	NO	1, Sound Can be Configured Separately	110dB, Sound Can be Configured Separately	110dB, Sound Can be Configured Separately
SD Card	Standard Micro SD card Slot, Supports Micro SD/SDHC/SDXC Card, Max. 128G	Standard Micro SD card Slot, Supports Micro SD/SDHC/SDXC Card, Max. 128G	Standard Micro SD card Slot, Supports Micro SD/SDHC/SDXC Card, Max. 128G	Standard Micro SD card Slot, Supports Micro SD/SDHC/SDXC Card, Max. 128G
Power Supply	DC 12V/P0E	DC 12V/P0E	DC 12V/P0E	DC 12V/P0E
Operation Temperature	-25°C ~+55°C	-25°C ~+55°C	-25°C ~+55°C	-25°C ~+55°C
Installation	Wall Mounting	Hold Hooping and Wall Mounting	Ground Mounting	Ground Mounting
Dimension(mm)	218 x 128 x 58	504 x 327.7 x 125	450 x 500 x 2205	450 x 500 x 4534

Model	DS-PEA12-P/ZJ	DS-PEA12-P	DS-PEA301-CVS1-AL
Image	 <p>1.One-touch emergency calling 2.High quality imaging with 2 MP built-in camera 3.Supports siren and audio expansion</p>	 <p>1.One-touch emergency calling 2.High quality imaging with 2 MP built-in camera 3.Supports siren and audio expansion</p>	 <p>NEW HOT</p> <p>1.One-touch emergency calling 2.High quality imaging with 2 MP built-in camera 3.Supports siren and audio expansion</p>
Processor	High-Performance Embedded SOC Processor	High-Performance Embedded SOC Processor	High-Performance Embedded SOC Processor
Operation System	Embedded Linux Operation System	Embedded Linux Operation System	Embedded Linux Operation System
Camera	2 MP HD IR Camera	2 MP HD IR Camera	2 MP HD IR Camera
Audio Input	1-ch Built-in Omnidirectional Microphone, Pickup Distance: 5 m 1-ch 3.5 mm Audio Interface for External Audio Input	1-ch Built-in Omnidirectional Microphone, Pickup Distance: 5 m 1-ch 3.5 mm Audio Interface for External Audio Input	1-ch Built-in Omnidirectional Microphone, Pickup Distance: 1 m
Audio Output	1-ch 30 W Build-in Loudspeaker 1-ch 3.5 mm Audio Interface for External Audio Output	1-ch 30 W Build-in Loudspeaker 1-ch 3.5 mm Audio Interface for External Audio Output	1-ch 15 W Build-in Loudspeaker 1-ch 3.5 mm Audio Interface for External Audio Output
Network Protocol	TCP/IP, RTSP, SIP	TCP/IP, RTSP, SIP	ISUP5.0, STD_SIP, TCP/IP, RTSP
Ethernet	10 M/100 M Self-adaptive Ethernet port	10 M/100 M Self-adaptive Ethernet port	10 M/100 M self adaptive(Internal use only) 4G
Ethernet Port	2 RJ45 10M/100M Self-adaptive Ethernet Port	1RJ45,10 M/100 M/1000 M self adaptive	1xRJ45,10 M/100 M self adaptive(Internal use only) 4G
IO Input	2	2	1
IO Output	2	2	1
Public Network Transmission	ISUP /Hik-Connect	ISUP /Hik-Connect	/
Network Encryption	Supports User name and password authentication, User Lock-in and Password Security Prompt	Supports User name and password authentication, User Lock-in and Password Security Prompt	/
Switch	/	/	No
Alarm Lamp	1 Red and Blue Alarm Lamp, Light Can be Configured Separately	1 Red and Blue Alarm Lamp, Light Can be Configured Separately	1 Red and Blue Alarm Lamp, Light Can be Configured Separately
Siren	1-ch 30 W Build-in Loudspeaker Sound Can be Configured Separately	1-ch 30 W Build-in Loudspeaker Sound Can be Configured Separately	1, Sound Can be Configured Separately
SD Card	Built-in SD slot supports MicroSD / SDHC / SDXC up to 256 GB	Standard Micro SD card Slot, Supports Micro SD/SDHC/SDXC Card, Max. 256G	Standard Micro SD card Slot, Supports Micro SD/SDHC/SDXC Card, Max. 256G
Power Supply	110 - 220V AC	110-240V AC	DC12V
Operation Temperature	-40 °C to +70 °C (-40 °F to 158 °F)	-40 °C to +70 °C (-40 °F to 158 °F)	-20 °C to +60 °C
Installation	Ground Mounting	Ground Mounting	Ground Mounting
Dimension(mm)	Without Bracket: 280 mm × 280 mm × 2148 mm (11.02" × 11.02" × 84.57") With Bracket: 280 mm × 280 mm × 4332 mm (17.72" × 19.69" × 170.56")	Without Bracket: 280 mm × 280 mm × 2148 mm (11.02" × 11.02" × 84.57") With Bracket: 280 mm × 280 mm × 4332 mm (17.72" × 19.69" × 170.56")	350x350x2440(without solar panel) 760x490x3160(solar panel installed with 45° horizontal angel)

Model	DS-PEA301-CVS1-EA	DS-PEA301-CVS1-NA
Image	 <p>1.One-touch emergency calling 2.High quality imaging with 2 MP built-in camera 3.Supports siren and audio expansion</p>	 <p>1.One-touch emergency calling 2.High quality imaging with 2 MP built-in camera 3.Supports siren and audio expansion</p>
Processor	High-Performance Embedded SOC Processor	High-Performance Embedded SOC Processor
Operation System	Embedded Linux Operation System	Embedded Linux Operation System
Camera	2 MP HD IR Camera	2 MP HD IR Camera
Audio Input	1-ch Built-in Omnidirectional Microphone, Pickup Distance: 1 m	1-ch Built-in Omnidirectional Microphone, Pickup Distance: 1 m
Audio Output	1-ch 15 W Build-in Loudspeaker 1-ch 3.5 mm Audio Interface for External Audio Output	1-ch 15 W Build-in Loudspeaker 1-ch 3.5 mm Audio Interface for External Audio Output
Network Protocol	ISUP5.0, STD_SIP, TCP/IP, RTSP	ISUP5.0, STD_SIP, TCP/IP, RTSP
Ethernet	10 M/100 M self adaptive(Internal use only) 4G	10 M/100 M self adaptive(Internal use only) 4G
Ethernet Port	1xRJ45,10 M/100 M self adaptive(Internal use only) 4G	1xRJ45,10 M/100 M self adaptive(Internal use only) 4G
IO Input	1	1
IO Output	1	1
Public Network Transmission	/	/
Network Encryption	/	/
Switch	No	No
Alarm Lamp	1 Red and Blue Alarm Lamp, Light Can be Configured Separately	1 Red and Blue Alarm Lamp, Light Can be Configured Separately
Siren	1, Sound Can be Configured Separately	1, Sound Can be Configured Separately
SD Card	Standard Micro SD card Slot, Supports Micro SD/SDHC/SDXC Card, Max. 256G	Standard Micro SD card Slot, Supports Micro SD/SDHC/SDXC Card, Max. 256G
Power Supply	DC12V	DC12V
Operation Temperature	-20 °C to +60°C	-20 °C to +60°C
Installation	Ground Mounting	Ground Mounting
Dimension(mm)	350x350x2440(without solar panel) 760x490x3160(solar panel installed with 45° horizontal angel)	350x350x2440(without solar panel) 760x490x3160(solar panel installed with 45° horizontal angel)

Master Station

Model	DS-PEA4H-10
Appearance	 <p>1. Rotatable 2 MP built-in camera 2. Video intercom between general/ pole/ box panic alarm station and master station 3. Real-time intercom, monitoring, group broadcast, quick dialing, call forwarding, call waiting etc. 4. Auto noise suppression and auto echo cancellation</p>
Built-in Camera	CMOS, 2 MP,1920 × 1080,PAL: 25 FPS, NTSC: 30 FPS
Screen	10.1-inch colorful TFT LCD, 1280 × 800
Operation Type	Touch screen, and mechanical key
Audio Input	Built-in microphone, handset, and mic support
Audio Output	Built-in loudspeaker, and handset
Audio Compression Standard	G.711U, G726, AAC, and Opus
Network Protocol	TCP/IP, SIP, RTSP, Onvif, Standard SIP
Network Interface	1 RJ45 10M/100M/1000 M Self-adaptive Ethernet Ports
Network Encryption	Supports User name and password authentication, User Lock-in and Password Security Prompt
IO Input	4
IO Output	4, Relay Output
RJ11	1, for handset
VGA Output	1, for display user interface,which can be used synchronously with HDMI
HDMI Output	1, for display user interface, which can be used synchronously with VGA
Micro SDXC	1, Micro SDXC (≤ 128 GB)
USB	1, USB 3.0 1, USB 2.0
Power Supply	12 VDC/ PoE
Operation Humidity	10% to 90%
Operation Temperature	-10°C to +55°C
Consumption	≤ 15 W
Dimension (L x W x H)	With handset: 361 × 65 × 197 mm Without handset: 291 × 41 × 197 mm

Security Alarm

Security Radar




Powerful Radar, Now At Your Service

Hikvision Security Radar uses cutting-edge Hikvision technology to accurately pinpoint the location and motion trail of multiple potential intruders, even in the harshest weather conditions. Radar solution is perfect for locations that require high security level and stable detection, such as ports, airports and large open industrial areas.

- 7x24, all weather (IP67, IK09, NEMA 4X)
- Multiple targets auto tracking
- Links up to 4 PTZ dome cameras
- Situation Awareness



Security Radar

Model	DS-PR1-60V	DS-PR120V	DS-PRP100V
Image	 <p>1. IP67, IK09, 24/7 all-weather 2. Supports link to up to 4 speed dome cameras</p>	 <p>1. IP67, IK09, 24/7 all-weather 2. Supports link to up to 4 speed dome cameras</p>	 <p>1. IP67, IK09, 24/7 all-weather 2. Supports link to up to 4 speed dome cameras</p>
Detection Range	60 m	120 m	100 m
Horizontal Angle	100°	120°	6.2°
Coverage	3000m²	15000m²	540m²
Max. Target Number	32	64	32
Frequency	24 GHz	24 GHz	24 GHz
Network Protocol	HTTP, DNS, NTP, TCP, UDP, DHCP, ARP, SSH	HTTP, DNS, NTP, TCP, UDP, DHCP, ARP, SSH, ISUP5.0	HTTP, DNS, NTP, TCP, UDP, DHCP, ARP, SSH, ISUP5.0
Zone	8	16	8
Relay Output	4	4	4
Power Supply	PoE or 12 VDC	PoE or 12 VDC	PoE or 12 VDC
Consumption	6W	≤ 8W	≤ 8W
Operation Temperature	-40 °C to 65 °C (-40 °F to 149 °F)	-40 °C to 65 °C (-40 °F to 149 °F)	-40 °C to 65 °C (-40 °F to 149 °F)
Operation Humidity	10% to 90%	10% to 90%	10% to 90%
Protection Level	IP67, IK09	IP67, IK09	IP67, IK09
Installation	Installation height: 1.2 m to 4 m (4.72' to 15.7') (Recommended: 2.5 m (9.84'))	Installation height: 1.2 m to 4 m (4.72' to 15.7') (Recommended: 2.5 m (9.84'))	Installation height: 1.2 m to 4 m (4.72' to 15.7') (Recommended: 2.5 m (9.84'))
Weight	1.84kg	1.74kg	1.74kg
Dimension	206 mm × 228 mm × 61 mm (8.11" × 8.98" × 2.40")	206 mm × 228 mm × 61 mm (8.11" × 8.98" × 2.40")	206 mm × 228 mm × 61 mm (8.11" × 8.98" × 2.40")

Brackets

Model	DS-PRB-1110	DS-PRB-1200	DS-PRB-1310	DS-PRB-2200	DS-PRB-1120
Image					
Installation Method	Wall Bracket	Hooping Bracket	Hooping with Wall Bracket	PTZ-Radar linkage, Hooping Bracket	Auxiliary Bracket

INTELLIGENT SECURITY INSPECTION

- 125** X-ray Inspection System
- 127** Walk-through Metal Detector
- 129** Intelligent Security Inspection Analyzer
- 131** Auxiliary Products



Intelligent Security Inspection

Put Every Effort to Make a Safer World

Intelligent recognition technology

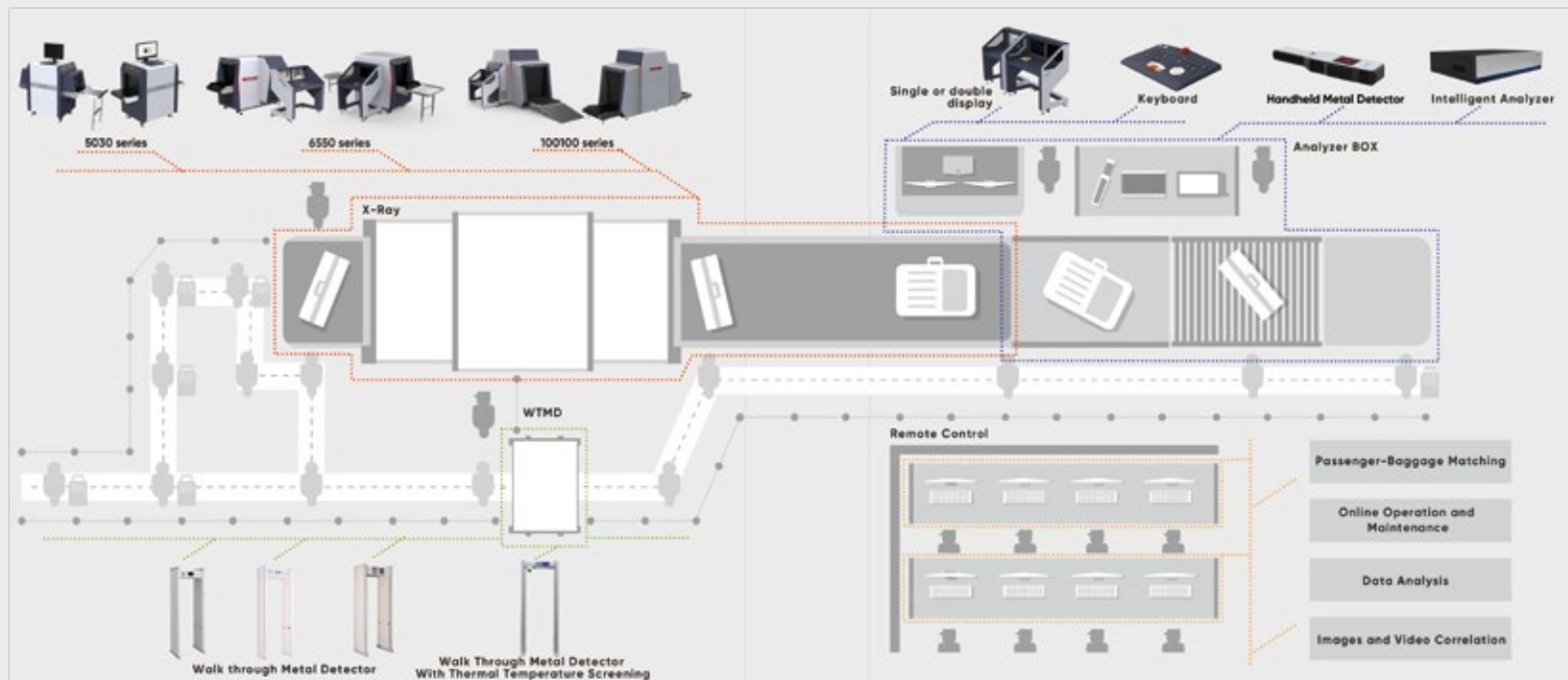
- > With built-in intelligent recognition and using high-quality X-ray imaging, the security inspection system can accurately identify 16 kinds of common contraband and transmit real-time detection results with alarm messages back to the management platform for data analysis and event tracing.

Multi-dimensional data perception

- > Empowered by AI, IoT and big data technologies, the intelligent inspection system collects and integrates inspection information including X-ray images, videos, metal detection results, body temperatures, and more. The system also features automatic binding of people and packages, real-time previewing, and retrospective playback on the centralized management platform.


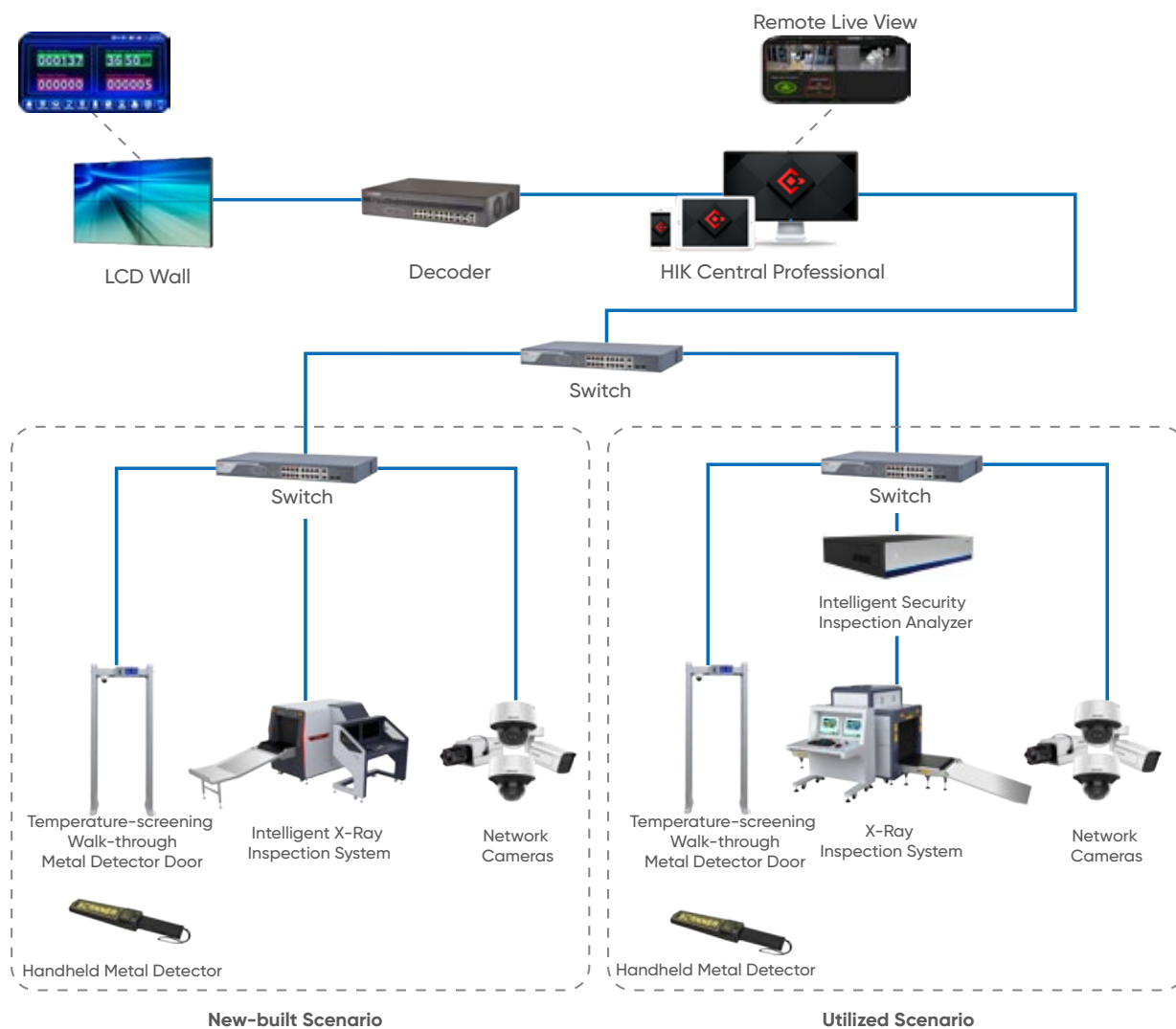
Centralized management and easy integration with third-party systems

- > All data collected will be synchronously integrated and managed by the management systems (third-party systems supported) on demand. Management staff can view real-time operation status, maintenance information, and more on the platform, greatly enhancing efficiency.



Intelligent Security Inspection

Put Every Effort to Make a Safer World



Intelligent Security Inspection

X-ray Inspection System

Intelligent recognition technology

- With proprietary intellectual property rights, the deep-learning recognition algorithm provides a better recognition effect by deeply integrating the intelligent recognition algorithm and X-ray imaging software.

New generation image enhancement engine

- With application of the dedicated high-performance image processor and the new generation of image enhancement engine, true image information restoration, clearer image quality and more delicate imaging details can be realized.

Security inspection networking and data storage

- Security data management can be realized with access to superior security inspection management platform. Data can also be locally stored(pictures, alarm information, etc.), viewed and called at the same time.

Variable speed

- The speed of the X-ray machine can be one-key switched in different scenarios.

Event tracing

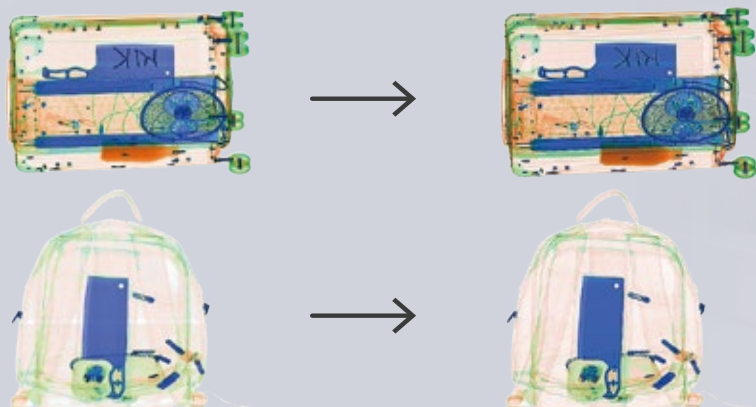
- Event tracing can be realized by organically combining the X-ray image of the package and related passenger video record.

High level radiation safety

- Radiation leakage is low to $<0.2 \text{ uSV/h}$, which is close to natural environment radiation level, and much lower than international radiation safety standards.

New Generation Image Enhancement Engine

More Dedicated, Clearer, More Details



Model	ISD-SC4233S-2CVTL	ISD-SC5030S-2CVL	ISD-SC5030SA-2CL	ISD-SC6550D-4CVL	ISD-SC6550S-4CVL	ISD-SC100100D-4CVL	ISD-SC100100S-4CVL
Image							
Tunnel Size	420mm(W) x 330mm(H)	500mm(W) x 300mm(H)	500mm(W) x 300mm(H)	650mm(W) x 500mm(H)	650mm(W) x 500mm(H)	1000mm(W)×1000 mm(H)	1000mm(W)×1000mm(H)
Dimension	1250mm*650mm*690mm (L x W x H)	1586mm x 1160mm x 760mm (L x W x H)	1586mm x 1160mm x 760mm (L x W x H)	2454 mm x 1419 mm x 1376mm (L x W x H)	2127 mm x 989 mm x 1351mm (L x W x H)	4242mmx 1800mmx 1893mm (L x W x H)	3592mmx1360mmx1894mm (L x W x H)
Operation Desk Size	/	/	/	1200 mm x 700 mm x 1142mm (L x W x H)	850mmx 700mm x 1200mm (L x W x H)	1200 mm x 700 mm x 1142mm (L x W x H)	850mmx700mmx1200mm (L x W x H)
Line Resolution	36AGW standard, 38 AWG typical	φ0.0787mm 40AWG	φ0.0787mm 40AWG	"Bottom Angle of View: φ0.0787mm, 40AWG Side Angle of View: φ0.0787mm, 40AWG"	φ0.0787mm 40AWG	Bottom Angle of View: φ0.0787mm, 40AWG Side Angle of View: φ0.0787mm, 40AWG	38AWG standard 40AWG typical
Penetration Steel panel	18mm standard, 20mm typical	27mm standard, 30mm typical	6mm standard, 8mm typical	30mm standard, 34mm typical	30mm standard, 34mm typical	30mm standard, 34mm typical.	32mm standard, 34mm typical.
Spatial Resolution	1.0mm(Horizontal and vertical)	1.0mm(Horizontal and vertical)	1.0mm(Horizontal and vertical)	Bottom Angle of View:1.0mm(Horizontal and vertical) Side Angle of View: 1.0mm(Horizontal and vertical)	1.0mm(Horizontal and vertical)	Bottom Angle of View:1.0mm(Horizontal and vertical) Side Angle of View: 1.0mm(Horizontal and vertical)	1.0mm(Horizontal and vertical typical)
X-Ray Generator	120kV 1.0mA(Adjustable)	140kV 0.8mA (Adjustable)	80kV 0.6mA(Adjustable)	160kV 1.2mA(Adjustable)	160kV 1.2mA(Adjustable)	160kV 1.2mA(Adjustable)	160kV 1.2mA(Adjustable)
X-Ray Cooling/ Work Period	Oil Cooling/Continuous	Oil Cooling/Continuous	Oil Cooling/Continuous	Oil Cooling/Continuous	Oil Cooling/Continuous	Oil Cooling/Continuous	Oil Cooling/Continuous
Film Security	Standard of ASA/ISO1600	Standard of ASA/ISO1600	Standard of ASA/ISO1600	Standard of ASA/ISO1600	Standard of ASA/ISO1600	Standard of ASA/ISO1600	Standard of ASA/ISO1600
Leakage	<1μGy/h, 50mm away from the device sheet	<1μGy/h, 50mm away from the device sheet	<1μGy/h, 50mm away from the device sheet	<1μGy/h, 50mm away from the device sheet	<1μGy/h, 50mm away from the device sheet	<3μGy/h, 50mm away from the device sheet	<5μGy/h, 10cm away from the device sheet
Conveyor Height	110mm	672mm	672mm	678mm	678mm	300mm	300mm
Speed	0.16m/s, 0.2m/s	0.2m/s	0.2m/s	0.2m/s, 0.3m/s, 0.4m/s adjustable	0.2m/s, 0.3m/s, 0.4m/s adjustable	0.22-0.42m/s continually adjustable	0.2 m/s, 0.3 m/s, 0.4m/s adjustable
Sensor Type	1/2.7" Progressive Scan CMOS	1/2.7" Progressive Scan CMOS	1/2.7" Progressive Scan CMOS	1/2.7" Progressive Scan CMOS	1/2.7" Progressive Scan CMOS	1/2.7" Progressive Scan CMOS	1/2.7" Progressive Scan CMOS
Camera	2ch	2ch	2ch	4 ch	4 ch	4 ch	4 ch
Video Compression Standard	H.265/H.264/MJPEG	H.265/H.264/MJPEG	H.265/H.264/MJPEG	H.265/H.264/MJPEG	H.265/H.264/MJPEG	H.265/H.264/MJPEG	H.265/H.264/MJPEG
Max. Image Size	1920× 1080	1920× 1080	1920× 1080	1920× 1080	1920× 1080	1920× 1080	1920× 1080
Frame Rate	50Hz: 25fps (1920× 1080, 1536× 864, 1280 × 720)	50Hz: 25fps (1920× 1080, 1536× 864, 1280 × 720)	50Hz: 25fps (1920× 1080, 1536× 864, 1280 × 720)	50Hz: 25fps (1920× 1080, 1536× 864, 1280 × 720)	50Hz: 25fps (1920× 1080, 1536× 864, 1280 × 720)	50Hz: 25fps (1920× 1080, 1536× 864, 1280 × 720)	60Hz: 30fps (1920x1080, 1280 x 960, 1280 x 720)
Storage Time	≥30 days	≥30 days	≥30 days	≥30 days	≥30 days	≥30 days	≥30 days
Prohibited Goods	41 classes in 15 major types	41 classes in 15 major types	/	41 classes in 15 major types	41 classes in 15 major types	41 classes in 15 major types	41 classes in 15 major types
Login Method	Fingerprint/ Password	Fingerprint/ Password	Fingerprint/ Password	Face/ Fingerprint/ Password	Face/ Fingerprint/ Password	Face/ Fingerprint/ Password	Face/ Fingerprint/ Password
Screen Size	21.5", Single Screen,1920×1080	21.5", Single Screen,1920×1080	21.5", Single Screen,1920×1080	21.5", Single Screen,1920×1080	21.5", Single Screen,1920×1080	21.5", Single Screen,1920×1080	21.5", Single Screen,1920×1080
Consumption	<0.56KVA	<0.56KVA	<0.5KVA	<1KVA	<0.8KVA	<1.5KVA	800W
Power	220VAC(±10%) 50±3Hz	220VAC(±10%) 50±3Hz	220VAC(±10%) 50±3Hz	220VAC(±10%) 50±3Hz	220VAC(±10%) 50±3Hz	AC220V+10%--15% 50±3Hz	AC220V+10%--15% 50±3Hz
Operating Humidity	10% to 90%(No Condensation)	10% to 90%(No Condensation)	10% to 90%(No Condensation)	10% to 90%(No Condensation)	10% to 90%(No Condensation)	10% to 90%(No Condensation)	0% to 95%(No Condensation)
Operating Temperature	0 °C to 45 °C	0 °C to 45 °C	0 °C to 45 °C	0 °C to 45 °C	0 °C to 45 °C	0 °C to 45 °C	0 °C to 45 °C
Weight	180kg	340kg	300kg	800 kg	600 kg	1500 kg	1350kg

Intelligent Security Inspection

Walk-through Metal Detector







Temperature-screening Walk-through Metal Detector Needs

- › Thermal based real-time skin surface temperature screening,timely alarm for abnormal temperature
- › Real-time display of temperature screening and visible light image via LCD displays
- › Touch screen for easy management
- › Counting on flow and alarm events
- › 18 zones accurate metal detection
- › Work with HikCentral Professional for remote configuration and area flow analysis

General Walk-through Metal Detector

- › Ultra-high detection sensitivity, and coin-sized metal can be detected
- › Counting on flow and alarm events
- › Multi-location detection to accurately locate the metal positions of the human body
- › Sensitivity adjustment for each zone





Model	ISD-SM6318LT-D	NP-S6333L	ISD-SM61118L	ISD-SM61112L	ISD-SM61106L	NP-S6101
Image						
Temperature Screening via Thermal Camera	Accuracy: $\pm 0.5^{\circ}\text{C}$	No	No	No	No	No
Detecte Both Non-ferrous Metal and Ferrous Metal	Yes	Yes	Yes	Yes	Yes	Yes
The Smallest Detected Metals	Coin-sized metals	Coin-sized metals	Coin-sized metals	Coin-sized metals	Coin-sized metals	Coin-sized metals
Number of Detection Zones	18	33	18	12	6	1
Configuration Method	Touch screen and website	Touch screen and website	Remote controller/website	Remote controller/website	Keypad	Keypad
Power Supply	12 VDC, 3.15 A, 36 W (with power adapter)	12 VDC, 3.15 A, 36 W (with power adapter)	100 VAC to 240 VAC, 50/60Hz	100 VAC to 240 VAC, 50/60Hz	100 VAC to 240 VAC, 50/60Hz	100 VAC to 240 VAC, 50/60Hz
Consumption	36 W	<20 W	<25 W	<25 W	<25 W	<15 W
Operation Temperature and Humidity	Turret camera: 5°C to 40°C , <95% RH Walk-through metal detector: -10°C -55°C , <95% RH	Turret camera: 5°C to 40°C , <95% RH Walk-through metal detector: -10°C -55°C , <95% RH	Temp: -20°C to 55°C , <95% RH (non-condensing)	Temp: -20°C to 55°C , <95% RH (non-condensing)	Temp: -25°C to 55°C , <95% RH (non-condensing)	Temp: -25°C to 55°C , <95% RH (non-condensing)
Protective Level	Turret camera: IP66 Walk-through metal detector: IP53	IP52	IP41	IP41	IP41	IP52
Flow Control for Certain Area	YES	YES	YES	YES	NO	NO
Display Type and Size	7-inch touch screen	7-inch touch screen	7-inch LCD Display	7-inch LCD Display	LED Display	LED Display
Display Information	Pass Through Number Metal Alarm Number Real-time Skin Surface Temperature Temperature Alarm Number Security Level Frequency Time	Pass Through Number Metal Alarm Number Security Level Frequency Time	Pass Through Number Metal Alarm Number Security Level Trouble status	Pass Through Number Metal Alarm Number Security Level Trouble status	Pass Through Number Metal Alarm Number	Pass Through Number Metal Alarm Number
Sensitivity Level	Security Level: 0 to 100 Sensitivity: 0 to 255	Security Level: 0 to 100 Sensitivity: 0 to 255	Sensitivity: 0 to 1999	Sensitivity: 0 to 999	Sensitivity: 0 to 255	Sensitivity: 0 to 999
Number of Pre-loaded Settings	72 pre-loaded settings	72 pre-loaded settings	20 pre-loaded settings	20 pre-loaded settings	NA	NA
Number of Custom Settings	18 custom settings	18 custom settings	1 custom setting	1 custom setting	1 custom setting	1 custom setting
Number of Optional Frequency Band	12 kinds of working frequency available	12 kinds of working frequency available	20 kinds of working frequency available	20 kinds of working frequency available	11 kinds of working frequency available or manual setting from 7000 to 8999 Hz	11 kinds of working frequency available or manual setting from 7000 to 8999 Hz
Support Automatic Frequency Selection	YES	YES	YES	YES	YES	YES
Visible and Audible Alarm	YES	YES	YES	YES	YES	YES
Number of IR Groups	2	2	2	2	2	2

Intelligent Security Inspection


Intelligent Security Inspection Analyzer


- Support the on-site transformation, and the signal of the security inspection machine is output directly. In the case of continuous power supply, the equipment supports ring connection, which will not affect the on-site use.





Model	ISD-ST204D-DHV
Image	
Analyzation Channel	1 channel Front angle of view, 1 channel side of view
Prohibited Goods Type	Scissors, knives, spray irrigation, liquid bottles, umbrellas, batteries, laptops, lighters and fireworks (Because each place contraband is different, the recognition effect can have difference)
Video Input	2 Groups VGA/HDMI
Video Output	2 Groups VGA/HDMI
HDD	Built-in 4 TB 3.5", SATA (12TB extendable)
Video Input	4-ch Network Camera
Network Interface	7, 10M/100M/1000M Self-adaptive Ethernet Interface
Serial Port	2, Standard RS-485 full duplex serial port 2, Standard RS-232 full duplex serial port
Alarm I/O	Alarm Input: 2 ch Alarm Output: 2 ch
Dimension	440mm x 89mm x 345mm (W x H x D)
Consumption	≤30 W
Power	220VAC
Operating Temperature	10% to 90%(No Condensation)
Operating Humidity	-10 °C to 55 °C
Weight	≤4kg


Auxiliary Equipment

Model	NP-SE100H
Image	
Detectable Explosives	TNT, Rexogen, Tai'an, Nitroglycerin, Ammonium Nitrate, Black Powder, Dinitrotoluene, Tequila, Octogen, Gena, TATP, HMTD, C4, Semtin and other military and civilian use and home-made explosives, etc., and new samples can be added as needed.
Detectable Narcotics	Cocaine hydrochloride, heroin hydrochloride, tetrahydrocannabinol, methamphetamine (ice), ketamine hydrochloride (K powder), morphine hydrochloride, papaverine, ecstasy, dulantin and other common drugs on the market, and new samples can be added in system if needed.
Sensitivity	Pg level
Analysis time	≤ 3s
Start Time	≤ 13 min
False alarm rate	≤ 1%
Language	English/Chinese
database	The open database can be updated at any time.
Sampling method	wipe sampling with test paper; Sniffing sample of trace particles optional
Detection target types	Both explosives and drugs
Mixture detection	It has the function of principal component detection and the mode of mixture component detection.
Alarm method	With sound, light, character lamp alarm display, alarm mode selection switch, optional sound and light alarm, or hidden alarm mode
weight	Less than 4.0Kg
size	470 mm (width) × 170 mm (length) × 200 mm (height)
battery	Working time> 2 hours, standby time> 12 hours
power supply	Adapter: AC110V/220V AC, 50-60Hz
adapter	Output 19V/10.5A
Working/storage temperature	-20 °C ~ 60 °C
Working/storage humidity	<95%
working pressure	60kPa~106kPa

Model	ISD-SL300T
Image	
Technology	Ultra wideband pulse microwave reflection method
Detectable liquid	More than 40 kinds of inflammable and explosive liquids, including gasoline, kerosene, diesel, ether, isopropyl ether, ligroine, acetonitrile, ethylene glycol, nitrobenzene, propylene oxide, heptane, turpentine, acetone, benzene, methylbenzene.
Boot duration	1s
Detection and analysis time	Less than 2s
Detectable container material	Plastic, glass, ceramics, aluminum cans, iron cans
Detectable container size	Minimum height: 6cm (2.36") Minimum volume: 100 ml
Alarm method	Visual, audible and LED display
Storage	Stores more than 10,00000 detection results and exports data via USB interface
Dimension (W × H × D)	400 mm × 330 mm × 185 mm (157.48" × 129.92" × 72.83")
Weight	≤5 kg (11.02 lb)
Maximum power consumption	< 50 W
Display	Self-luminous LED screen
	Language: English
Woring temperat-ure/ humidity	Temperature: -10 °C to 45 °C (14 °F to 131 °F)
	Humidity: 0% to 90%
Working voltage	Input: 100 VAC to 240 VAC, 50 to 60 Hz
	Output: 5 V/2.1 A
Atmospheric Pressure	86 kPa to 106 kPa

Model	NP-SD100
Image	
Alarm	Sound & Light
Load bearing	300KG
Net Weight	1.7KG
Size	396mmL * 295mmW * 95mmH
Power	12V DC
Current	110mA
Working Power rate	≤2W
Standby power rate	≤1W
Working temperature	-5 °C ~+50 °C
Packing weight	5.7 KG
Metal coin D=25mm	<35mm
USB flash disk	<20mm
No. 8 detonator	<30mm
Knife	<100mm
Lighter	<25mm
Bullet head	<25mm
SAA battery	<60mm
Utility knife	<50mm

Model	FB6-2-320-SP00
Image	
Ball Inner Diameter	750 mm
Tank Mouth Diameter	320 mm
Explosion-proof Capability	2 Kg TNT Equivalent Weight
Cover open time	≤30 S
Total Weight	680 Kg
Dimension	1100 mm (depth) x 920 mm (width) x 950 mm (height)
Dust-proof cover	Included
Holding net	Included

Model	NP-SH100
Image	
Power Supply	Standard 9 V (6F22) battery
Operating frequency	25 kHz
Operating Voltage	9 V (6F22)
Drop-proof	1m
Working Temperature	-20 °C to 55 °C
Dimension (W × H × D)	410 × 45 × 85 mm
Weight	400 g (without battery)
Accessories	Rechargeable battery, Charger



Headquarters

No.555 Qianmo Road, Binjiang District,
Hangzhou 310051, China
T +86-571-8807-5998
Business: overseasbusiness@hikvision.com
Technical Support: support@hikvision.com

Hikvision Australia
T +61-2-8599-4233
salesau@hikvision.com

Hikvision Azerbaijan
T +994 50 369 81 57
Azerbaijan.CATC@hikvision.com

Hikvision Brazil
T +55-11-3318-0050
Latam.support@hikvision.com

Hikvision Canada
T +1-866-200-6690
sales.canada@hikvision.com

Hikvision Colombia
sales.colombia@hikvision.com

Hikvision Czech
T +420 29 6182640
info.cz@hikvision.com

Hikvision Egypt
T +20223066117
sales.eg@hikvision.com

Hikvision Europe
T +31 23 5542770
sales.eu@hikvision.com

Hikvision France
T +33(0)1 85 330 450
info.fr@hikvision.com

Hikvision Germany
sales.dach@hikvision.com

Hikvision Hong Kong , China
sales.hk@hikvision.com

Hikvision Hungary KFT
info.hu@hikvision.com

Hikvision India
T +91-22-6855 9944
sales@pramahikvision.com

Hikvision Indonesia
T +6221 2933 9366
Sales.Indonesia@hikvision.com

Hikvision Israel
T +972 79 5555590
sales.israel@hikvision.com

Hikvision Italy
T +39 0438 6902
info.it@hikvision.com

Hikvision Kazakhstan
T +7 (727) 291-75-88
support@hikvision.kz

Hikvision Kenya
wangchengbin@hikvision.com

Hikvision Korea
T +82-1661-8138
sales.korea@hikvision.com

Hikvision Malaysia
T +60327224000
sales.my@hikvision.com

Hikvision Mexico
T +52 55 2624 0110
sales.mexico@hikvision.com

Hikvision New Zealand
T 09 217 3127
salesnz@hikvision.com

Hikvision New Panama
Sales.centralamerica@hikvision.com

Hikvision Pakistan
T +92-2135147526
support.pk@hikvision.com

Hikvision Philippines
support.ph@hikvision.com

Hikvision Poland
T +48 22 460 01 50
info.pl@hikvision.com

Hikvision Russia
T +7-495-669-67-99
saleru@hikvision.com

Hikvision Romania
marketing.ro@hikvision.com

Hikvision Singapore
T +65 6684 4718
sg@hikvision.com

Hikvision South Africa
T +27 877018113
sale.africa@hikvision.com

Hikvision Spain
T +34 91 737 16 55
info.es@hikvision.com

Hikvision Tashkent
T +99-87-1238-9438
uzb@hikvision.ru

Hikvision Thailand
sales.thailand@hikvision.com

Hikvision Turkey
T +90 216 521 70 70
support.tr@hikvision.com

Hikvision UAE
T +971-4-4432090
salesme@hikvision.com

Hikvision UK & Ireland
T +44(0)1628 902 140
info.uk@hikvision.com

Hikvision Uzbekistan
T +998-71-233-55-50
uzbekistan@hikvision.com

Hikvision USA
T +1-909-895-0400
sales.usa@hikvision.com

Hikvision Vietnam
T +84 24 7300 7586
sale.vn@hikvision.com

Follow us on social media to get the latest product and solution information



Hikvision



HikvisionHQ



HikvisionHQ



Hikvision_Global



hikvisionhq



Hikvision Corporate Channel

HIKVISION®

PRODUCT QUICK GUIDE

NON-CCTV PRODUCTS

ACCESS CONTROL, VIDEO INTERCOM, SECURITY ALARM
AND INTELLIGENT SECURITY INSPECTION

January-June 2022

Distributed by



Follow us on social media to get the latest product
and solution information



Hikvision



Hikvision_Global



HikvisionHQ



Hikvision



HikvisionHQ



Hikvision Corporate Channel



www.hikvision.com

HIKVISION®